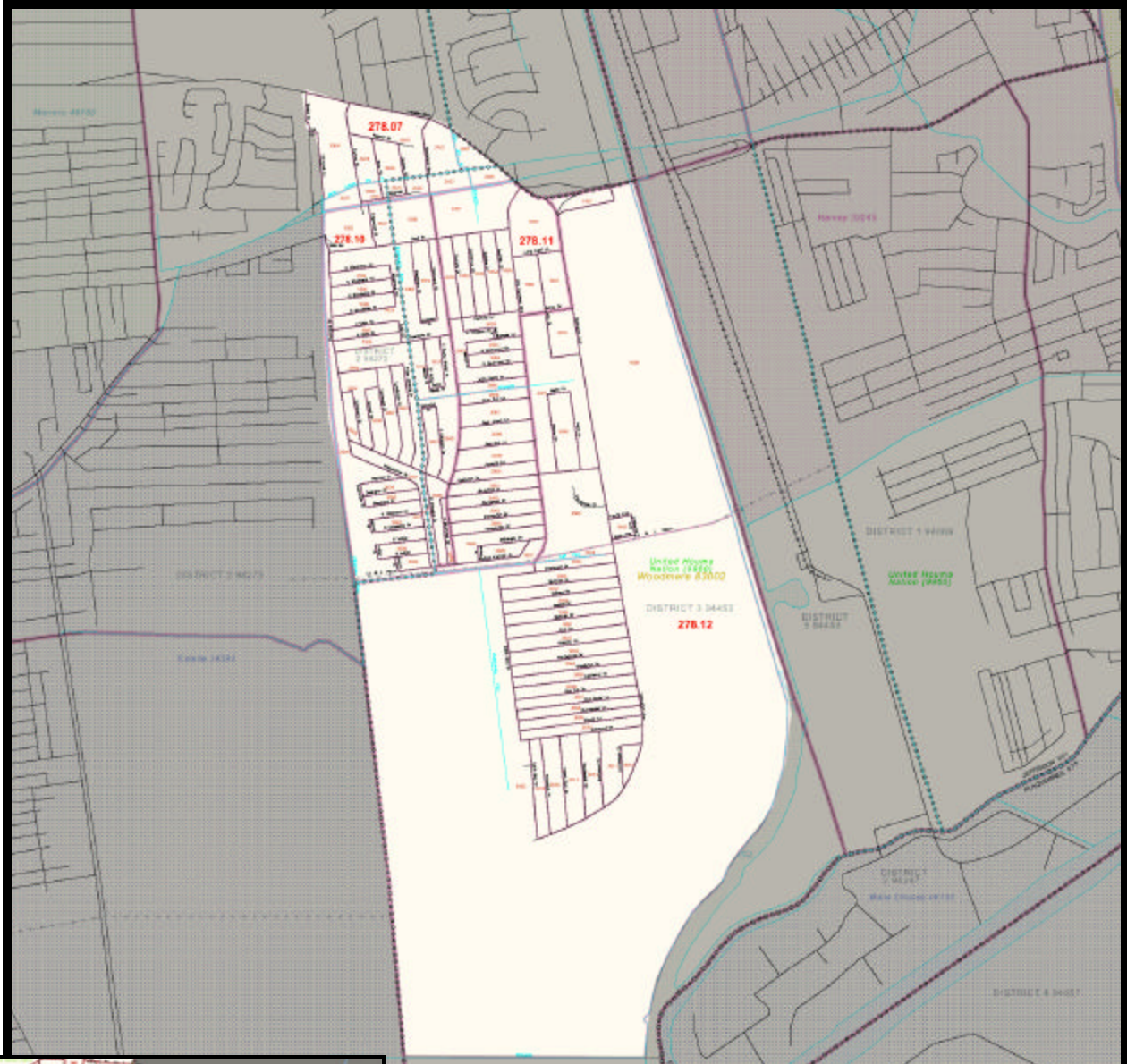


Woodmere (CDP): Census 2000 Demographics



General Demographics

Population	13,058
Male	48.2%
Female	51.8%
White	24.9%
Black	65.4%
American Indian	0.3%
Asian	6.0%
Pacific Islander	0.0%
Other	2.0%
2+ Races	1.5%
Hispanic/Latino	5.4%
18 Years and Older	64.4%

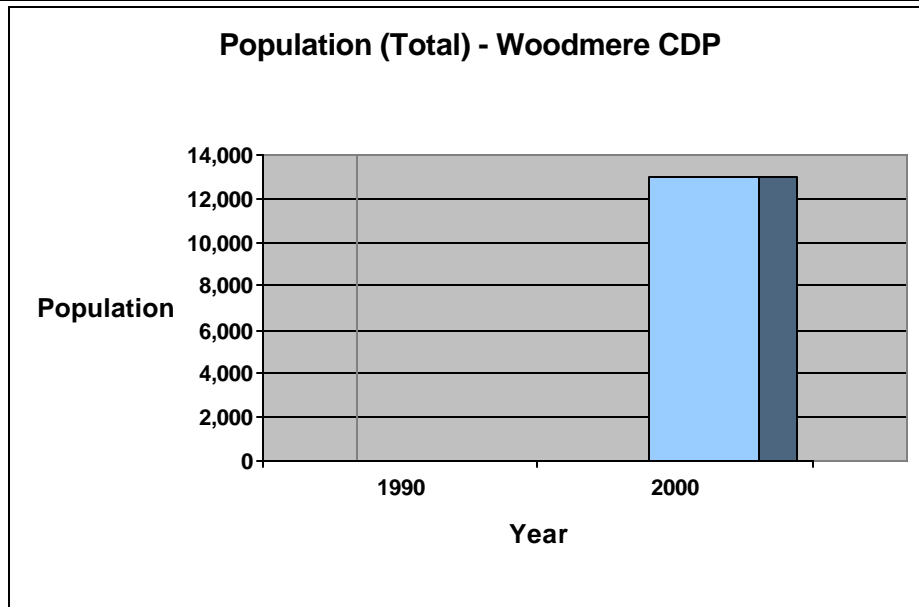
Housing & Household

Housing Units	3,882
Occupied	95.9%
Vacancy Rate	
Homeowner	2.1%
Rental	7.1%

Woodmere (CDP): Total Population

Total Population

The data contained in the 2000 Census reports the total population of Woodmere (CDP) to be 13,058 persons. This is the first time that census data has been reported for Woodmere (CDP). Thus, no comparative trend analysis can be presented.



The data contained in the 2000 Census reports the total population of Woodmere (CDP) to be 13,058 persons.

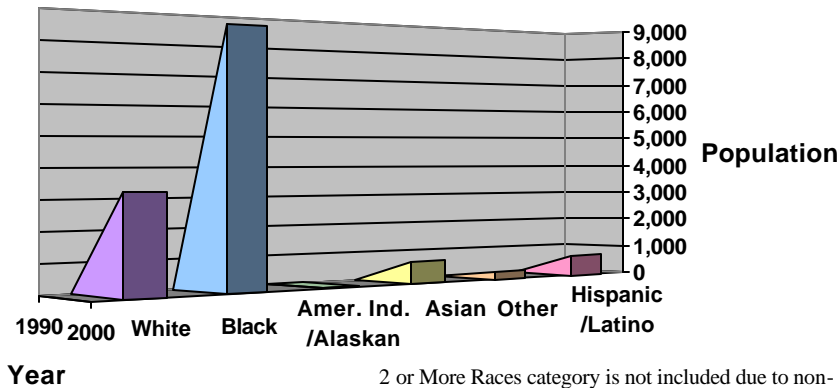
Woodmere (CDP)					
Demographic	Population			Percent Change	
Characteristic	1980*	1990	2000	1980-2000	1990-2000
Total Population	No Data	No Data	13,058	N/A	N/A
RACE/ETHNICITY					
White	No Data	No Data	3,255	N/A	N/A
Black	No Data	No Data	8,536	N/A	N/A
Amer. Ind./Alaskan		No Data	33	N/A	N/A
Asian/Pacific Island		No Data	783	N/A	N/A
Other		No Data	256	N/A	N/A
2 or More Races**		No Data	195	N/A	N/A
Hispanic/Latino		No Data	698	N/A	N/A
AGE					
Under 18 Years		No Data	4,655	N/A	N/A
18 to 64 Years		No Data	8,017	N/A	N/A
65 Years and Over		No Data	386	N/A	N/A
SEX					
Male		No Data	6,292	N/A	N/A
Female		No Data	6,766	N/A	N/A

*1980 and 1990 data is unavailable due to the addition of Elmwood as a CDP in the 2000 Census.

**2 or More Races category was created for the 2000 Census.

Woodmere (CDP): Racial/Ethnic Demographics

Population (Race/Ethnicity) - Woodmere CDP



2 or More Races category is not included due to non-existent data in both the 1980 and 1990 Census.

The 2000 Census reports the racial composition of Woodmere (CDP) to be 3,255 persons or 24.9% White; 8,536 persons or 65.4% Black/African American; 33 persons or 0.3% American Indian/Alaskan Native; 783 persons or 6.0% Asian/Pacific Islander; and 256 persons or 2.0% of Some Other Race.

The population comprised of Hispanic/Latino ethnicity is reported to be 698 persons or 5.4% of the total population.

Racial and Ethnic Demographics

The data contained in the 2000 Census reports the racial composition of Woodmere (CDP) to be 3,255 persons or 24.9% White; 8,536 persons or 65.4% Black/African American; 33 persons or 0.3% American Indian/Alaskan Native; 783 persons or 6.0% Asian/Pacific Islander; and 256 persons or 2.0% of Some Other Race. The population comprised of Hispanic/Latino ethnicity is reported to be 698 persons or 5.4% of the total population. Additionally, the 2000 Census introduces a new category for multiracial identity. The population reporting Two or More Races includes 195 persons or 1.5% of the total population.

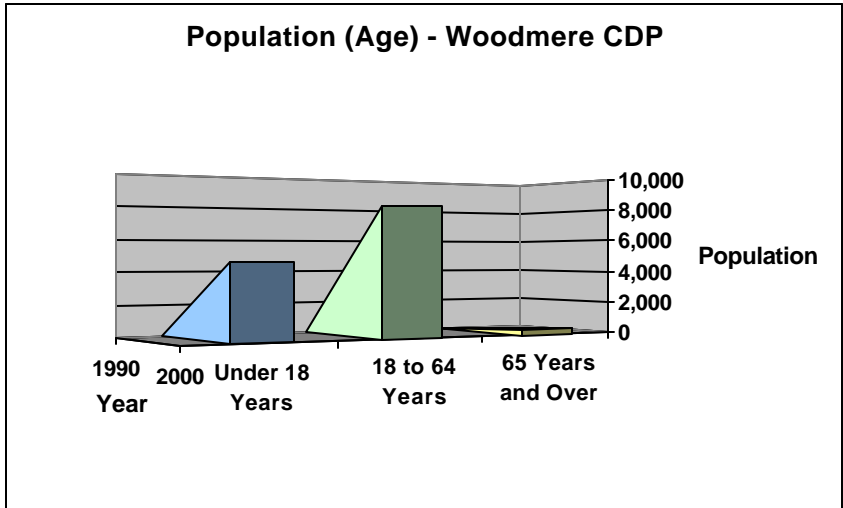
This is the first time that census data has been reported for Woodmere (CDP). Thus, no comparative trend analysis can be presented.

Woodmere (CDP): Age & Sex Demographics

Age Demographics

The 2000 Census reports the Age breakdown for Woodmere (CDP) at 4,655 persons or 35.6% of the total population are under eighteen years of age, 8,017 persons or 61.4% of the total population are eighteen to sixty-four years of age, and 386 persons or 3.0% of the total population are sixty-five years and older.

This is the first time that census data has been reported for Woodmere (CDP). Thus, no comparative trend analysis can be presented.

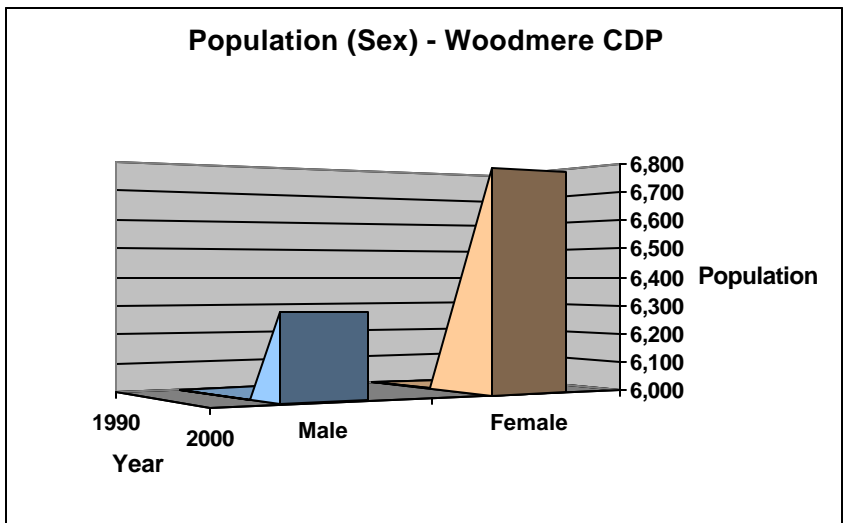


The 2000 Census reports the Age breakdown for Woodmere (CDP) at 4,655 persons or 35.6% are under eighteen years of age, 8,017 persons or 61.4% are eighteen to sixty-four years of age, and 386 persons or 3.0% are sixty-five years and older.

Sex Demographics

The 2000 Census reports the Sex breakdown for Woodmere (CDP) as 6,292 persons or 48.2% of the total population are Male and 6,766 persons or 51.8% of the total population are Female.

This is the first time that census data has been reported for Woodmere (CDP). Thus, no comparative trend analysis can be presented.

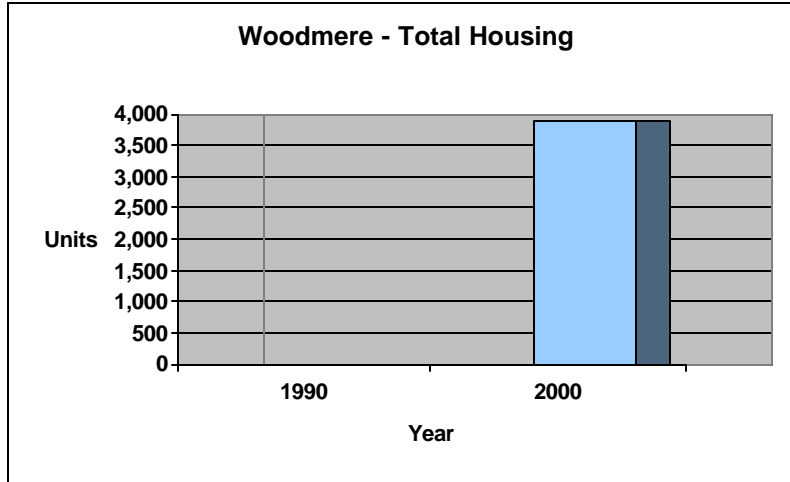


The 2000 Census reports the Sex breakdown for Woodmere (CDP) as 6,292 persons or 48.2% Male and 6,766 persons or 51.8% Female.

Woodmere (CDP): Housing Characteristics

Housing Characteristic	1980*	1990*	2000	% Change 1990-2000
Total Housing	No Data	No Data	3,882	N/A
Occupied Housing		No Data	3,722	N/A
Owner Occupied		No Data	3,161	N/A
Renter Occupied		No Data	561	N/A
Vacant		No Data	160	N/A
Homeowner Vacancy		No Data	2.1%	N/A
Rental Vacancy		No Data	7.1%	N/A

*1980 and 1990 data is unavailable due to the addition of Woodmere as a CDP in the 2000 Census.



The 2000 Census indicates that Woodmere (CDP) has 3,882 total housing units.

Total Housing

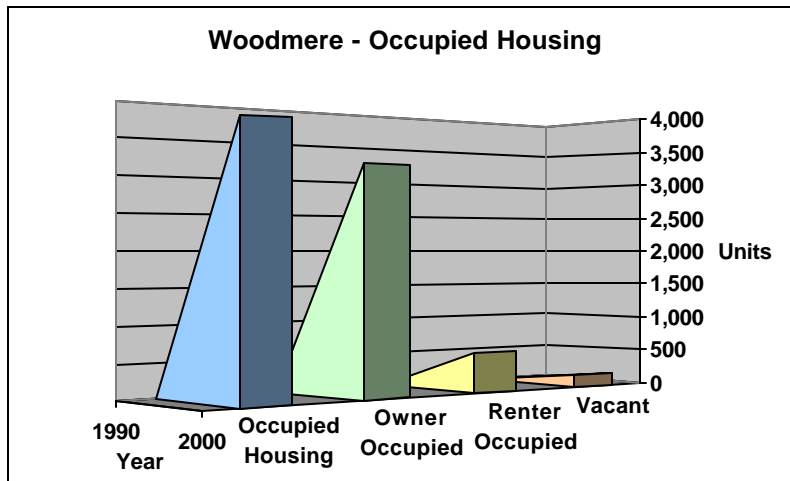
The 2000 Census indicates that Woodmere (CDP) has 3,882 total housing units. This is the first time that census data has been reported for Woodmere (CDP). Thus, no comparative trend analysis can be presented.

Housing Occupancy

The 2000 Census indicates that Woodmere (CDP) has 3,722 occupied housing units or 95.9% of the total housing units.

Owner occupied housing consists of 3,161 occupied units or 84.9% of total occupied housing.

Renter occupied housing consists of 561 occupied units or 15.1% of total occupied housing.



The 2000 Census indicates that Woodmere (CDP) has 3,722 occupied housing units or 95.9% of the total housing units.

Woodmere (CDP): Housing Characteristics

Vacant Housing

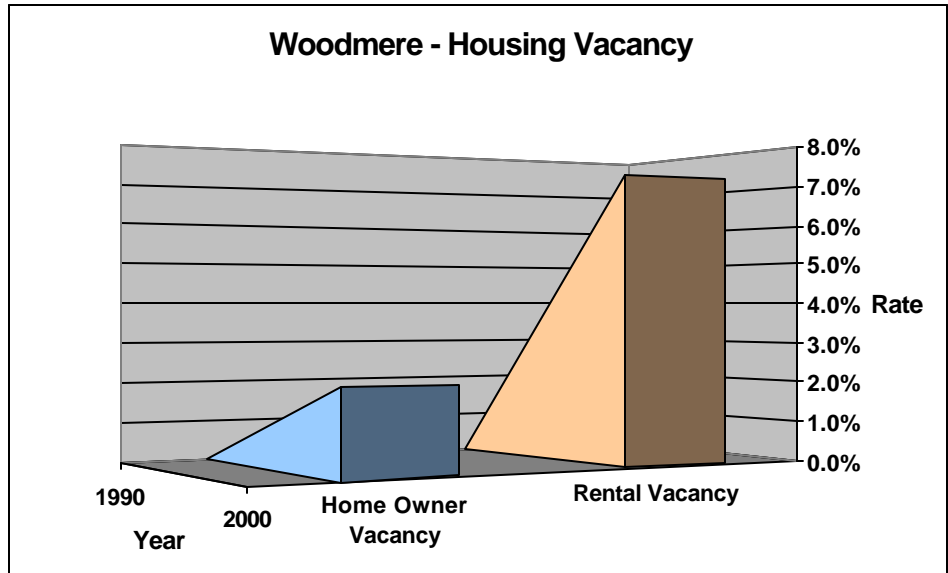
Vacant housing consists of 160 unoccupied units or 4.1% of total housing, which includes 1 unit that is classified as seasonal/recreational/occasional use.

Vacancy Rate

The Homeowner Vacancy Rate is 2.1% as of the 2000 Census.

The Rental Vacancy Rate is 7.1% as of the 2000 Census.

This is the first time that census data has been reported for Woodmere (CDP). Thus, no comparative trend analysis can be presented.



The 2000 Census indicates that the Homeowner Vacancy Rate is 2.1% and the Rental Vacancy Rate is 7.1%.

POPULATION HIGHLIGHTS

Woodmere (CDP) was created for the 2000 Census. Therefore, no trend data is available.