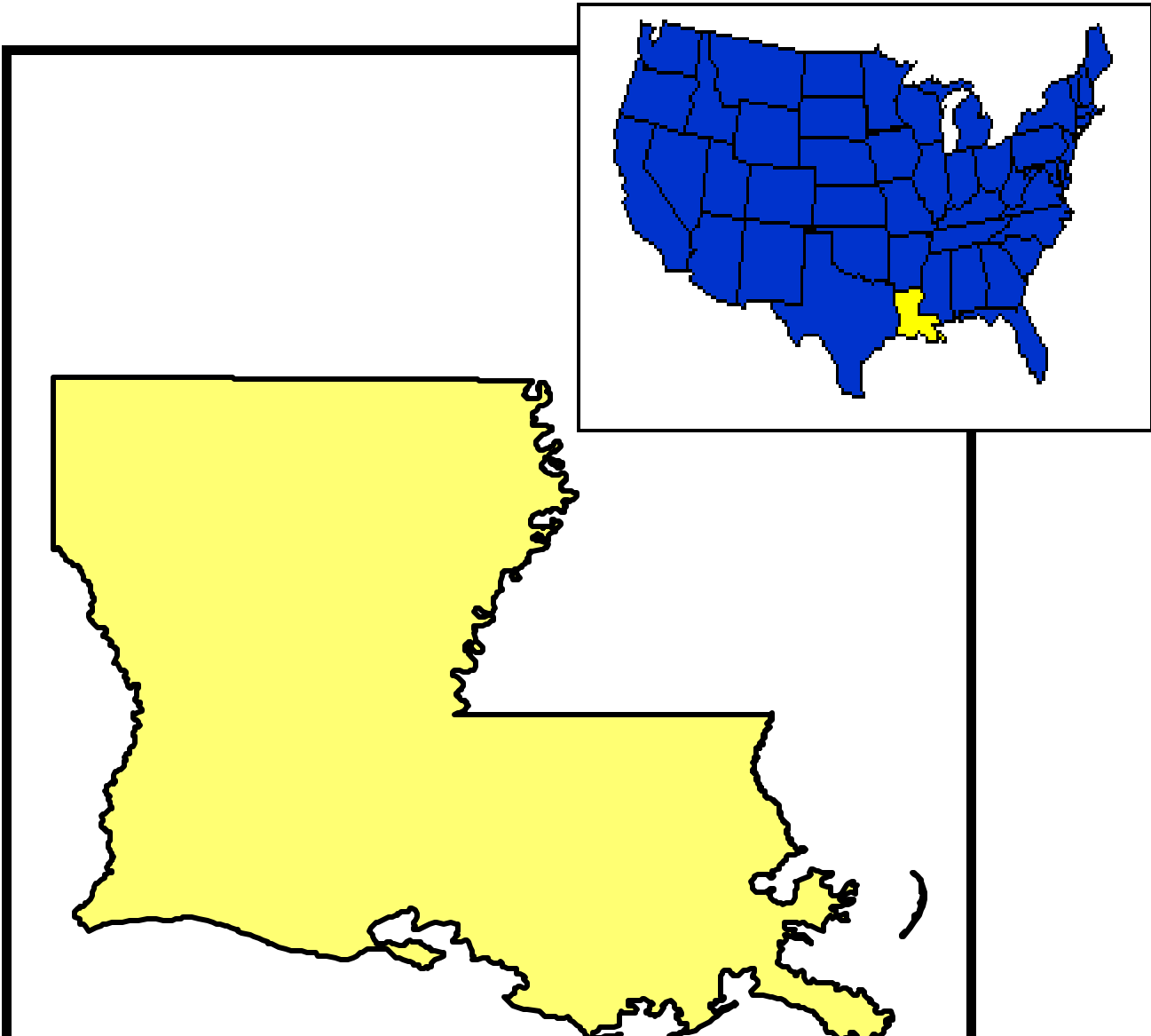


State of Louisiana: Census 2000 Demographics

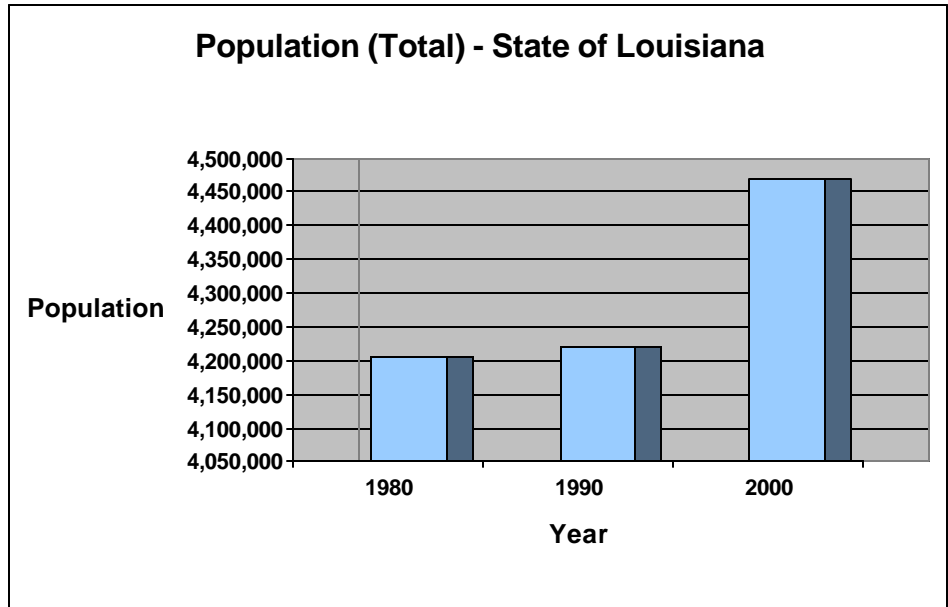


General Demographics		Housing & Household	
Population	4,468,976	Housing Units	1,847,181
Male	48.4%	Occupied	89.7%
Female	51.6%	Vacancy Rate	
White	63.9%	Homeowner	1.6%
Black	32.5%	Rental	9.3%
American Indian	0.6%		
Asian	1.2%		
Pacific Islander	<0.1%		
Other	0.7%		
2+ Races	1.1%		
Hispanic/Latino	2.4%		
18 Years and Older	72.7%		

State of Louisiana: Total Population

Total Population

The data contained in the 2000 Census reports the total population of Louisiana to be 4,468,976 persons. This is an increase of 249,003 persons or 5.9% from the 1990 Census (total population of 4,219,973 persons) and an increase of 263,076 persons or 6.3% from the 1980 Census (total population of 4,205,900 persons).



The 2000 Census reports the total population of Louisiana to be 4,468,976 persons. This is an increase of 249,003 persons or 5.9% from the 1990 Census and an increase of 263,076 persons or 6.3% from the 1980 Census.

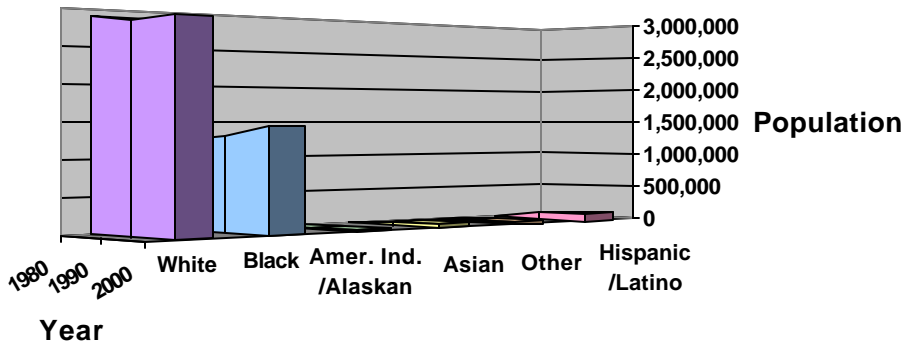
State of Louisiana					
Demographic	Population			Percent Change	
<i>Characteristic</i>	<i>1980*</i>	<i>1990</i>	<i>2000</i>	<i>1980-2000</i>	<i>1990-2000</i>
Total Population	4,205,900	4,219,973	4,468,976	6.3%	5.9%
RACE/ETHNICITY					
White	2,912,172	2,839,138	2,856,161	-1.9%	0.6%
Black	1,238,241	1,299,281	1,451,944	17.3%	11.7%
Amer. Ind./Alaskan		18,541	25,477	N/A	37.4%
Asian/Pacific Island		41,099	55,998	N/A	36.3%
Other		21,914	31,131	N/A	42.1%
2 or More Races**		No Data	48,265	N/A	N/A
Hispanic/Latino		93,044	107,738	N/A	15.8%
AGE					
Under 18 Years		1,227,269	1,219,799	N/A	-0.6%
18 to 64 Years		2,523,713	2,732,248	N/A	8.3%
65 Years and Over		468,991	516,929	N/A	10.2%
SEX					
Male		2,031,386	2,162,903	N/A	6.5%
Female		2,188,587	2,306,073	N/A	5.4%

*1980 does not include data for all Race, Age, and Sex categories.

** 2 or More Races category was created for the 2000 Census.

State of Louisiana: Racial/Ethnic Demographics

Population (Race/Ethnicity) - State of Louisiana



2 or More Races category is not included due to non-existent data in both the 1980 and 1990 Census.

The 2000 Census reports the racial composition of Louisiana to be 2,856,161 persons or 63.9% White; 1,451,944 persons or 32.5% Black/African American; 25,477 persons or 0.6% American Indian/Alaskan Native; 55,998 persons or 1.3% Asian/Pacific Islander; and 31,131 persons or 0.7% of Some Other Race.

The population comprised of Hispanic/Latino ethnicity is reported to be 107,738 persons or 2.4% of the total population.

Racial and Ethnic Demographics

The data contained in the 2000 Census reports the racial composition of Louisiana to be 2,856,161 persons or 63.9% White; 1,451,944 persons or 32.5% Black/African American; 25,477 persons or 0.6% American Indian/Alaskan Native; 55,998 persons or 1.3% Asian/Pacific Islander; and 31,131 persons or 0.7% of Some Other Race. The population comprised of Hispanic/Latino ethnicity is reported to be 107,738 persons or 2.4% of the total population. Additionally, the 2000 Census introduces a new category for multiracial identity. The population reporting Two or More Races includes 48,265 persons or 1.1% of the total population.

The White population (2,856,161 persons or 63.9% of the 2000 Census total population) shows an increase of 17,023 persons or 0.6% from the 1990 Census (White population of 2,839,138 persons or 67.3% of the total population in 1990) and a decrease of 56,011 persons or 1.9% from the 1980 Census (White population of 2,912,172 persons or 69.2% of the total population in 1980).

The Black/African American population (1,451,944 persons or 32.5% of the 2000 Census total population) shows an increase of 152,663 persons or 11.7% from the 1990 Census (Black/African American population of 1,299,281 persons or 30.8% of the total population in 1990) and

an increase of 213,703 persons or 17.3% from the 1980 Census (Black/African American population of 1,238,241 persons or 29.4% of the total population in 1980).

The American Indian/Alaskan Native population (25,477 persons or 0.6% of the 2000 Census total population) shows an increase of 6,936 persons or 37.4% from the 1990 Census (American Indian/Alaskan Native population of 18,541 persons or 0.4% of the total population in 1990).

The Asian/Pacific Islander population (55,998 persons or 1.3% of the 2000 Census total population) shows an increase of 14,899 persons or 36.3% from the 1990 Census (Asian/Pacific Islander population of 41,099 persons or 1.0% of the total population in 1990).

The population that is categorized as Some Other Race (31,131 persons or 0.7% of the 2000 Census total population) shows an increase of 9,217 persons or 42.1% from the 1990 Census (Some Other Race population of 21,914 persons or 0.5% of the total population in 1990).

The 2000 Census reports that the population of Hispanic/Latino ethnicity is 107,738 persons or 2.4% of the total population. This is an increase of 14,694 persons or 15.8% from the 1990 Census (Hispanic/Latino population of 93,044 persons or 2.2% of the total population in 1990).

State of Louisiana: Age & Sex Demographics

Age Demographics

The 2000 Census reports the Age breakdown for Louisiana at 1,219,799 persons or 27.3% of the total population are under eighteen years of age, 2,732,248 persons or 61.1% of the total population are eighteen to sixty-four years of age, and 516,929 persons or 11.6% of the total population are sixty-five years and older.

The 1990 Census reported the Age breakdown for Louisiana at 1,227,269 persons or 29.1% of the total population were under eighteen years of age, 2,523,713 persons or 59.8% of the total population were eighteen to sixty-four years of age, and 468,991 persons or 11.1% of the total population were sixty-five years and older.

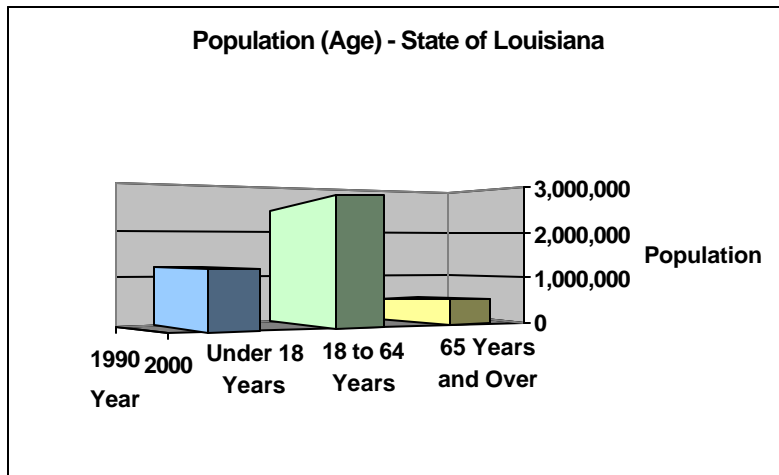
This shows a decrease from 1990 to 2000 for the population under eighteen years of age of 7,470 persons or 0.6%, an increase for the population eighteen to sixty-four years of age of 208,535 persons or 8.3%, and an increase in the population sixty-five years and older of 47,938 persons or 10.2%.

Sex Demographics

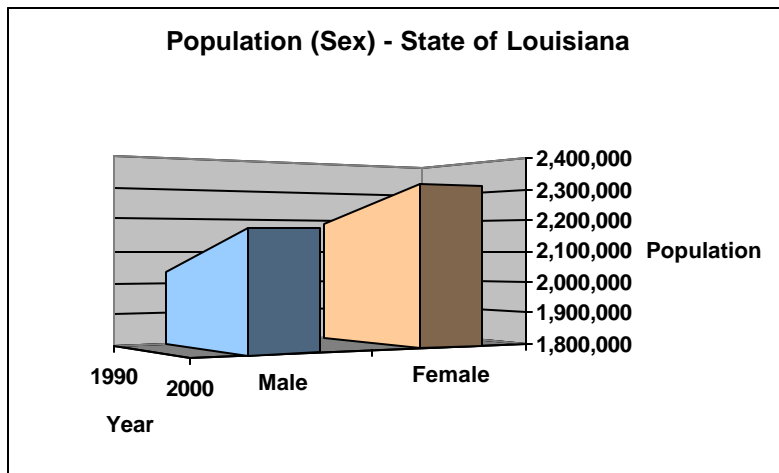
The 2000 Census reports the Sex breakdown for Louisiana as 2,162,903 persons or 48.4% of the total population are Male and 2,306,073 persons or 51.6% of the total population are Female.

The 1990 Census reported the Sex breakdown for Louisiana as 2,031,386 persons or 48.1% of the total population were Male and 2,188,587 persons or 51.9% of the total population were Female.

This shows an increase from 1990 to 2000 for the Male population of 131,517 persons or 6.5% and an increase for the Female population of 117,486 persons or 5.4%.



The 2000 Census reports the Age breakdown for Louisiana at 1,219,799 persons or 27.3% are less than eighteen years of age, 2,732,248 persons or 61.1% are eighteen to sixty-four years of age, and 516,929 persons or 11.6% are sixty-five years and older. This shows a decrease from 1990 to 2000 for the population less than eighteen years of age of 7,470 persons or 0.6%, an increase for the population eighteen to sixty-four years of age of 208,535 persons or 8.3%, and an increase in the population sixty-five years and older of 47,938 persons or 10.2%.

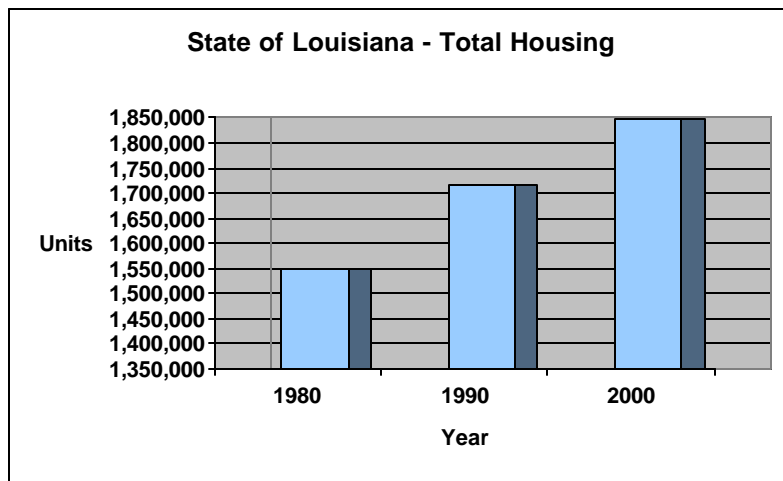


The 2000 Census reports the Sex breakdown for Louisiana as 2,162,903 persons or 48.4% Male and 2,306,073 persons or 51.6% Female. This shows an increase from 1990 to 2000 for the Male population of 131,517 persons or 6.5% and an increase for the Female population of 117,486 persons or 5.4%.

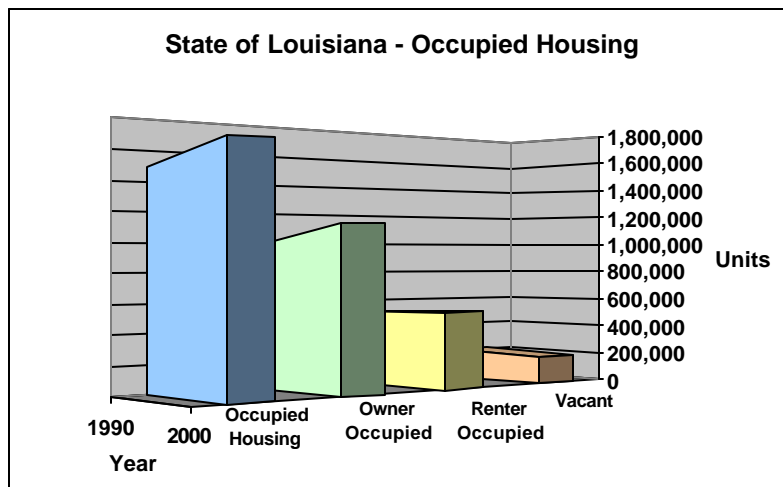
State of Louisiana: Housing Characteristics

Housing Characteristic	1980*	1990	2000	% Change 1990-2000
Total Housing	1,548,419	1,716,241	1,847,181	7.6%
Occupied Housing		1,499,269	1,656,053	10.5%
Owner Occupied		987,919	1,125,135	13.9%
Renter Occupied		511,350	530,918	3.8%
Vacant		216,972	191,128	-11.9%
Homeowner Vacancy		2.7%	1.6%	-40.7%
Rental Vacancy		12.5%	9.3%	-25.6%

*1980 excludes occupancy and vacancy data.



The 2000 Census indicates that Louisiana has 1,847,181 total housing units. This is a 130,940 housing unit increase or a 7.6% gain since the 1990 Census and a 298,762 housing unit increase or a 19.3% gain since the 1980 Census.



The 2000 Census indicates that Louisiana has 1,656,053 occupied housing units or 89.7% of total housing. This is a 156,784 occupied unit increase or a 10.5% gain since the 1990 Census.

Total Housing

The 2000 Census indicates that Louisiana has 1,847,181 total housing units. This is a 130,940 housing unit increase or a 7.6% gain since the 1990 Census (1,716,241 total housing units) and a 298,762 housing unit increase or a 19.3% gain since the 1980 Census (1,548,419 total housing units).

Housing Occupancy

The 2000 Census indicates that Louisiana has 1,656,053 occupied housing units or 89.7% of total housing. This is a 156,784 occupied unit increase or a 10.5% gain since the 1990 Census (1,499,269 occupied housing units or 87.4% of total housing in 1990).

Owner occupied housing consists of 1,125,135 occupied units or 67.9% of total occupied housing. This is an increase of 156,784 units or 13.9% in owner occupied housing since the 1990 Census (987,919 owner occupied housing units or 65.9% of the total occupied housing in 1990).

Renter occupied housing consists of 530,918 occupied units or 32.1% of total occupied housing. This is an increase of 19,568 units or 3.83% in renter occupied housing since the 1990 Census (511,350 renter occupied housing units or 34.1% of the total occupied housing in 1990).

State of Louisiana: Housing Characteristics

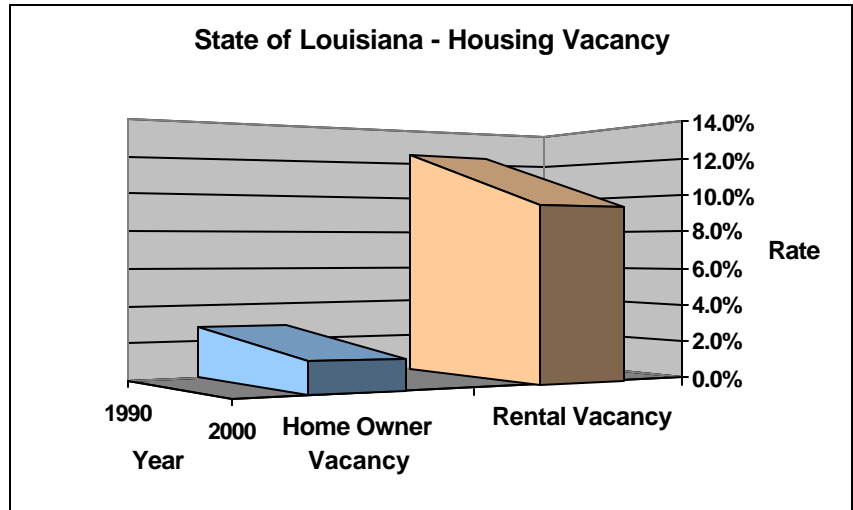
Vacant Housing

Vacant housing consists of 191,128 unoccupied units or 10.4% of total housing, which includes 39,578 units that are classified as seasonal/recreational/occasional use. This is a decrease of 25,844 units or 11.9% in vacant housing since the 1990 Census (216,972 vacant housing units or 12.6% of the total housing in 1990).

Vacancy Rate

The Homeowner Vacancy Rate is 1.6% as of the 2000 Census. This is a rate decrease of 1.1% or a 40.7 percent change since the 1990 Census (2.7% Homeowner Vacancy Rate in 1990).

The Rental Vacancy Rate is 9.3% as of the 2000 Census. This is a rate decrease of 3.2% or a 25.6 percent change since the 1990 Census (12.5% Rental Vacancy Rate in 1990).



The 2000 Census indicates that the Homeowner Vacancy Rate is 1.6% and the Rental Vacancy Rate is 9.3%.

POPULATION HIGHLIGHTS

The State of Louisiana has experienced an increase in total population (6.3% since 1980 and 5.9% since 1990). The primary factor for this trend is an increase in the Black/African American population (17.3% since 1980 and 11.7% since 1990). Additionally, the White population has declined by 1.9% since 1980 but increased by 0.6% since 1990.

The population aged 65 and over has increased by 10.2% since 1990.