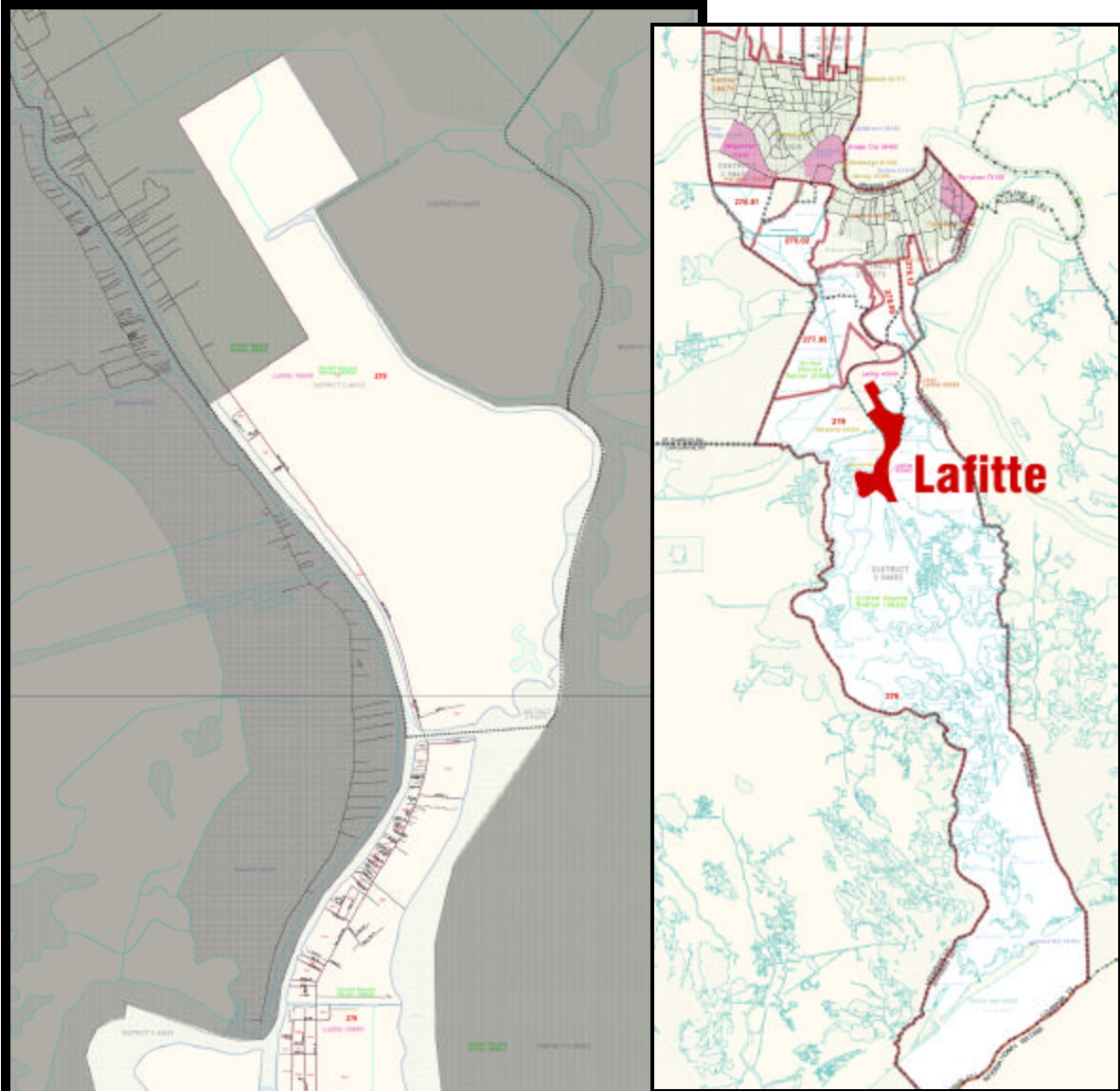


Lafitte (CDP): Census 2000 Demographics

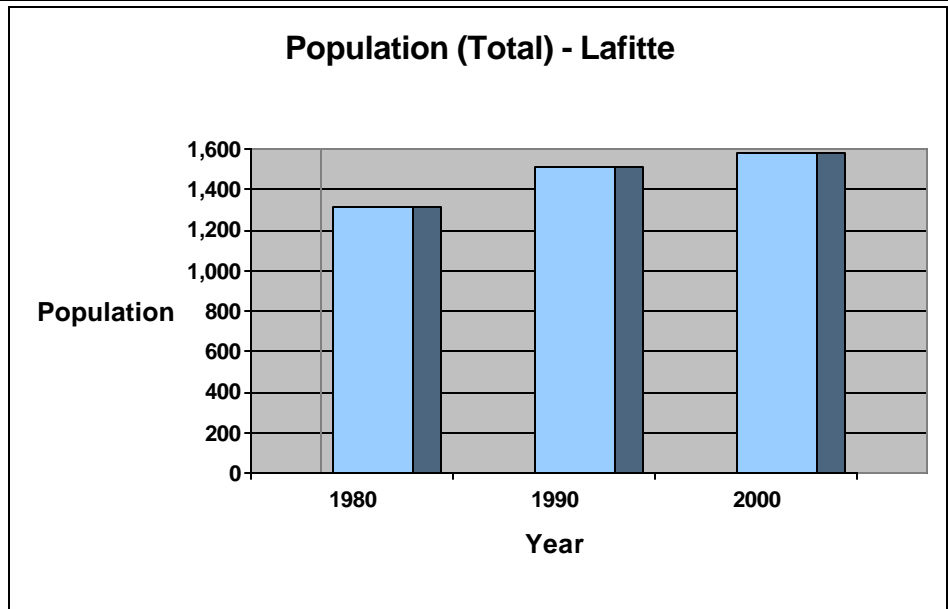


General Demographics		Housing & Household	
Population	1,576	Housing Units	623
Male	51.4%	Occupied	89.3%
Female	48.6%	Vacancy Rate	
White	94.5%	Homeowner	1.3%
Black	1.1%	Rental	7.9%
American Indian	2.3%		
Asian	0.5%		
Pacific Islander	0.0%		
Other	0.1%		
2+ Races	1.5%		
Hispanic/Latino	1.8%		
18 Years and Older	75.8%		

Lafitte (CDP): Total Population

Total Population

The data contained in the 2000 Census reports the total population of Lafitte (CDP) to be 1,576 persons. This is an increase of 69 persons or 4.6% from the 1990 Census (total population of 1,507 persons) and an increase of 264 persons or 20.1% from the 1980 Census (total population of 1,312 persons).



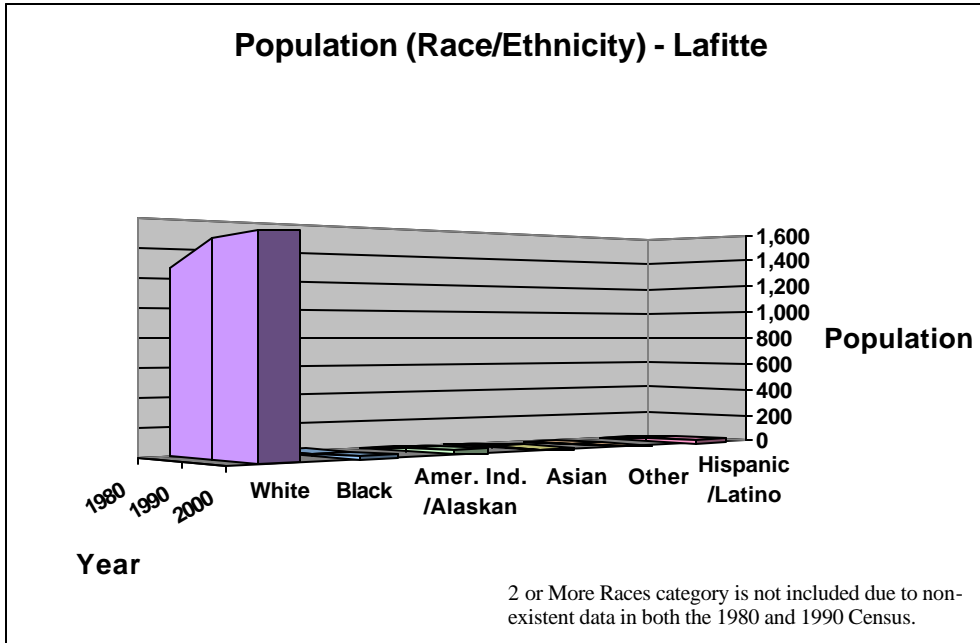
The 2000 Census reports the total population of Lafitte (CDP) to be 1,576 persons. This is an increase of 69 persons or 4.6% from the 1990 Census and an increase of 264 persons or 20.1% from the 1980 Census.

Lafitte (CDP)					
Demographic	Population			Percent Change	
Characteristic	1980*	1990	2000	1980-2000	1990-2000
Total Population	1,312	1,507	1,576	20.1%	4.6%
RACE/ETHNICITY					
White	1,272	1,452	1,490	17.1%	2.6%
Black	17	9	18	5.9%	100.0%
Amer. Ind./Alaskan		28	36	N/A	28.6%
Asian/Pacific Island		16	8	N/A	-50.0%
Other		2	1	N/A	-50.0%
2 or More Races**		No Data	23	N/A	N/A
Hispanic/Latino		26	28	N/A	7.7%
AGE					
Under 18 Years		463	382	N/A	-17.5%
18 to 64 Years		919	1,021	N/A	11.1%
65 Years and Over		125	173	N/A	38.4%
SEX					
Male		768	810	N/A	5.5%
Female		739	766	N/A	3.7%

*1980 does not include data for all Race, Age, Sex categories.

**2 or More Races category was created for the 2000 Census.

Lafitte (CDP): Racial/Ethnic Demographics



The 2000 Census reports the racial composition of Lafitte (CDP) to be 1,490 persons or 94.5% White; 18 persons or 1.1% Black/African American; 36 persons or 2.3% American Indian/Alaskan Native; 8 persons or 0.5% Asian/Pacific Islander; and 1 person or 0.1% of Some Other Race.

The population comprised of Hispanic/Latino ethnicity is reported to be 28 persons or 1.8% of the total population.

Racial and Ethnic Demographics

The data contained in the 2000 Census reports the racial composition of Lafitte (CDP) to be 1,490 persons or 94.5% White; 18 persons or 1.1% Black/African American; 36 persons or 2.3% American Indian/Alaskan Native; 8 persons or 0.5% Asian/Pacific Islander; and 1 person or 0.1% of Some Other Race. The population comprised of Hispanic/Latino ethnicity is reported to be 28 persons or 1.8% of the total population. Additionally, the 2000 Census introduces a new category for multiracial identity. The population reporting Two or More Races includes 23 persons or 1.5% of the total population.

The White population (1,490 persons or 94.5% of the 2000 Census total population) shows an increase of 38 persons or 2.6% from the 1990 Census (White population of 1,452 persons or 96.4% of the total population in 1990) and an increase of 218 persons or 17.1% from the 1980 Census (White population of 1,272 persons or 97.0% of the total population in 1980).

The Black/African American population (18 persons or 1.1% of the 2000 Census total population) shows an increase of 9 persons or 100.0% from the 1990 Census (Black/African American population of 9 persons or 0.6% of the total population in 1990) and an increase of 1 person or 5.9% from

the 1980 Census (Black/African American population of 17 persons or 1.3% of the total population in 1980).

The American Indian/Alaskan Native population (36 persons or 2.3% of the 2000 Census total population) shows an increase of 8 persons or 28.6% from the 1990 Census (American Indian/Alaskan Native population of 28 persons or 1.9% of the total population in 1990).

The Asian/Pacific Islander population (8 persons or 0.5% of the 2000 Census total population) shows a decrease of 8 persons or 50.0% from the 1990 Census (Asian/Pacific Islander population of 16 persons or 1.1% of the total population in 1990).

The population that is categorized as Some Other Race (1 person or 0.1% of the 2000 Census total population) shows a decrease of 1 person or 50.0% from the 1990 Census (Some Other Race population of 2 persons or 0.1% of the total population in 1990).

The 2000 Census reports that the population of Hispanic/Latino ethnicity is 28 persons or 1.8% of the total population. This is an increase of 2 persons or 7.7% from the 1990 Census (Hispanic/Latino population of 26 persons or 1.7% of the total population in 1990).

Lafitte (CDP): Age & Sex Demographics

Age Demographics

The 2000 Census reports the Age breakdown for Lafitte (CDP) at 382 persons or 24.2% of the total population are under eighteen years of age, 1,021 persons or 64.8% of the total population are eighteen to sixty-four years of age, and 173 persons or 11.0% of the total population are sixty-five years and older.

The 1990 Census reported the Age breakdown for Lafitte (CDP) at 463 persons or 30.7% of the total population were under eighteen years of age, 919 persons or 61.0% of the total population were from eighteen to sixty-four years of age, and 125 persons or 8.3% of the total population were sixty-five years and older.

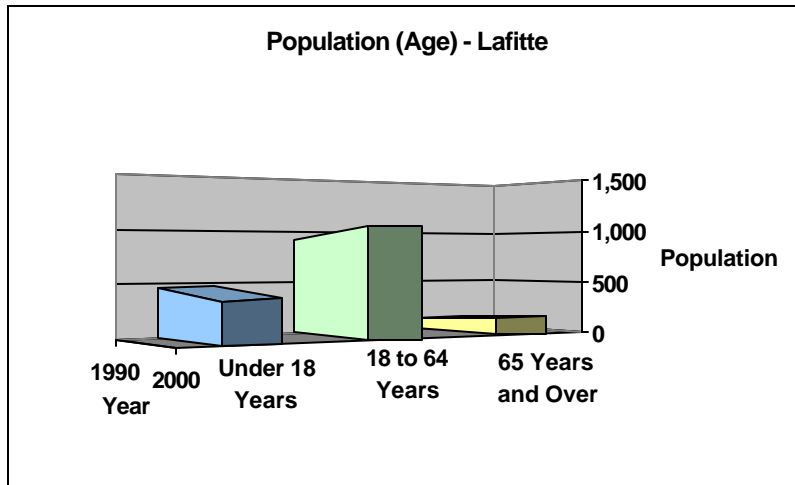
This shows a decrease from 1990 to 2000 for the population under eighteen years of age at 81 persons or 17.5%, an increase for the population eighteen to sixty-four years of age at 102 persons or 11.1%, and an increase in the population sixty-five years and older at 48 persons or 38.4%.

Sex Demographics

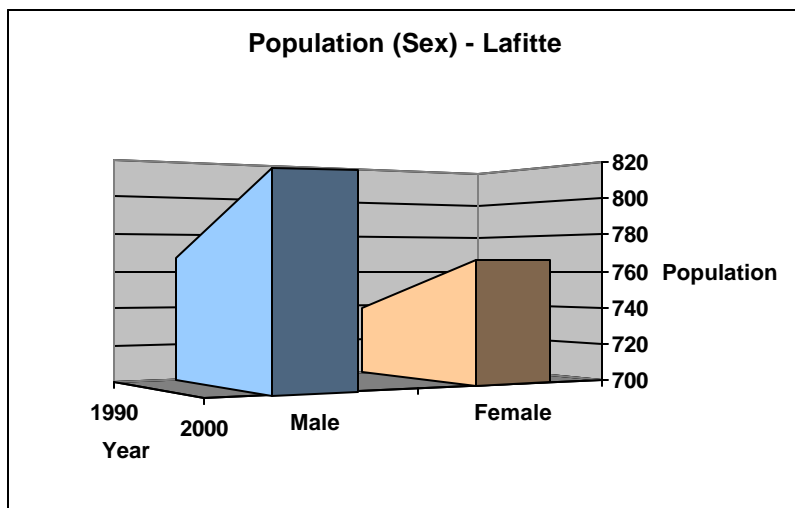
The 2000 Census reports the Sex breakdown for Lafitte (CDP) as 810 persons or 51.4% of the total population are Male and 766 persons or 48.6% of the total population are Female.

The 1990 Census reported the Sex breakdown for the Lafitte (CDP) as 768 persons or 51.0% of the total population were Male and 739 persons or 49.0% of the total population were Female.

This shows an increase in the population from 1990 to 2000 for the Male population of 42 persons or 5.5% and an increase for the Female population of 27 persons or 3.7%.



The 2000 Census reports the Age breakdown for Lafitte (CDP) at 382 persons or 24.2% are under eighteen years of age, 1,021 persons or 64.8% are eighteen to sixty-four years of age, and 173 persons or 11.0% are sixty-five years and older. This shows a decrease from 1990 to 2000 for the population under eighteen years of age at 81 persons or 17.5%, an increase for the population eighteen to sixty-four years of age at 102 persons or 11.1%, and an increase in the population sixty-five years and older at 48 persons or 38.4%.

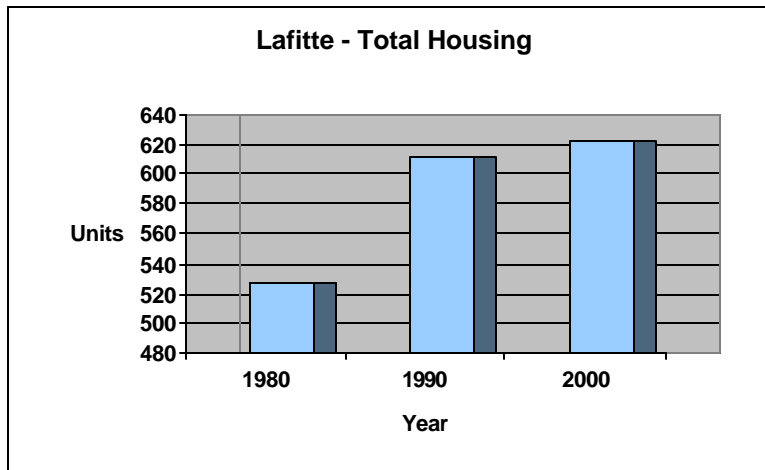


The 2000 Census reports the Sex breakdown for Lafitte (CDP) as 810 persons or 51.4% Male and 766 persons or 48.6% Female. This shows an increase in the population from 1990 to 2000 for the Male population of 42 persons or 5.5% and an increase for the Female population of 27 persons or 3.7%.

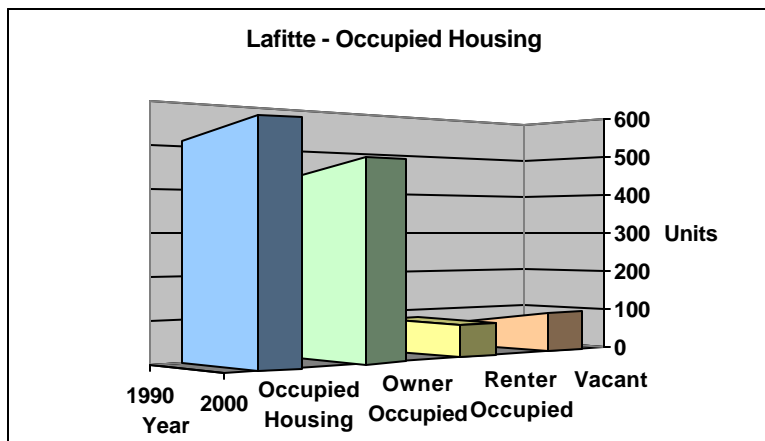
Lafitte (CDP): Housing Characteristics

Housing Characteristic	1980*	1990	2000	% Change 1990-2000
Total Housing	528	612	623	1.8%
Occupied Housing		513	556	8.4%
Owner Occupied		433	474	9.5%
Renter Occupied		80	82	2.5%
Vacant		99	67	-32.3%
Homeowner Vacancy		2.3%	1.3%	-43.5%
Rental Vacancy		8.0%	7.9%	-1.3%

*1980 excludes occupancy and vacancy data.



The 2000 Census indicates that Lafitte (CDP) has 623 total housing units. This is a 11 housing unit increase or a 1.8% gain since the 1990 Census and a 95 housing unit increase or a 18.0% gain over the 1980 Census.



The 2000 Census indicates that Lafitte (CDP) has 556 occupied housing units or 89.3% of total housing. This is a 43 occupied unit increase or a 8.4% gain since the 1990 Census.

Total Housing

The 2000 Census indicates that Lafitte (CDP) has 623 total housing units. This is a 11 housing unit increase or a 1.8% gain since the 1990 Census (612 total housing units) and a 95 housing unit increase or a 18.0% gain over the 1980 Census (528 total housing units).

Housing Occupancy

The 2000 Census indicates that Lafitte (CDP) has 556 occupied housing units or 89.3% of total housing. This is a 43 occupied unit increase or a 8.4% gain since the 1990 Census (513 occupied housing units or 83.8% of total housing in 1990).

Owner occupied housing consists of 474 occupied units or 85.3% of total occupied housing. This is an increase of 41 units or 9.5% in owner occupied housing since the 1990 Census (433 owner occupied housing units or 84.4% of the total occupied housing in 1990).

Renter occupied housing consists of 82 occupied units or 14.7% of total occupied housing. This is an increase of 2 units or 2.5% in renter occupied housing since the 1990 Census (80 renter occupied housing units or 15.6% of the total occupied housing in 1990).

Lafitte (CDP): Housing Characteristics

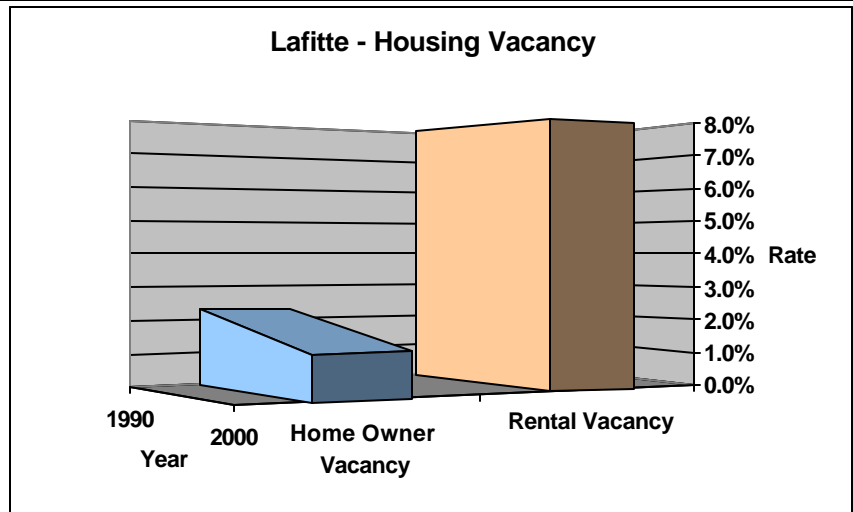
Vacant Housing

Vacant housing consists of 67 unoccupied units or 10.8% of total housing, which includes 29 units that are classified as seasonal/recreational/occasional use. This is a decrease of 32 units or 32.3% in vacant housing since the 1990 Census (99 vacant housing units or 16.2% of the total housing in 1990).

Vacancy Rate

The Homeowner Vacancy Rate is 1.3% as of the 2000 Census. This is a rate decrease of 1.0% or a 43.5 percent change since the 1990 Census (2.1% Homeowner Vacancy Rate in 1990).

The Rental Vacancy Rate is 7.9% as of the 2000 Census. This is a rate decrease of 0.1% or a 1.3 percent change since the 1990 Census (8.0% Rental Vacancy Rate in 1990).



The 2000 Census indicates that the Homeowner Vacancy Rate is 1.3% and the Rental Vacancy Rate is 7.9%.

POPULATION HIGHLIGHTS

Lafitte (CDP) has experienced an increase in total population (20.1% since 1980 and 4.6% since 1990). The primary factor for this trend is the increase in the White population (17.1% since 1980 and 2.6% since 1990).

The population under 18 years of age has decreased 17.5% since 1990. However, the population aged 18 to 64 has increased 11.1% and the population aged 65 and older has increased 38.4% since 1990.