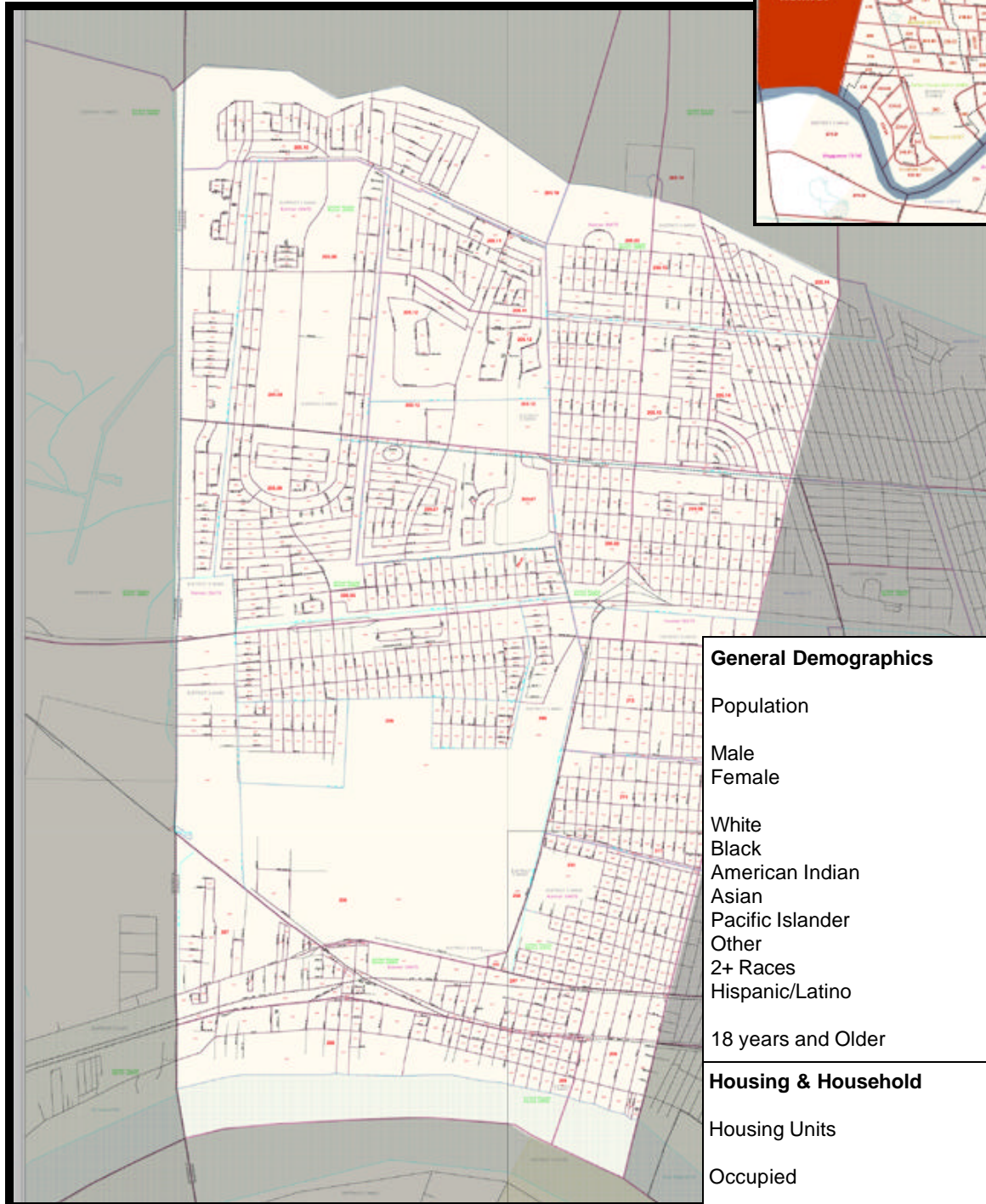


Kenner (City): Census 2000 Demographics

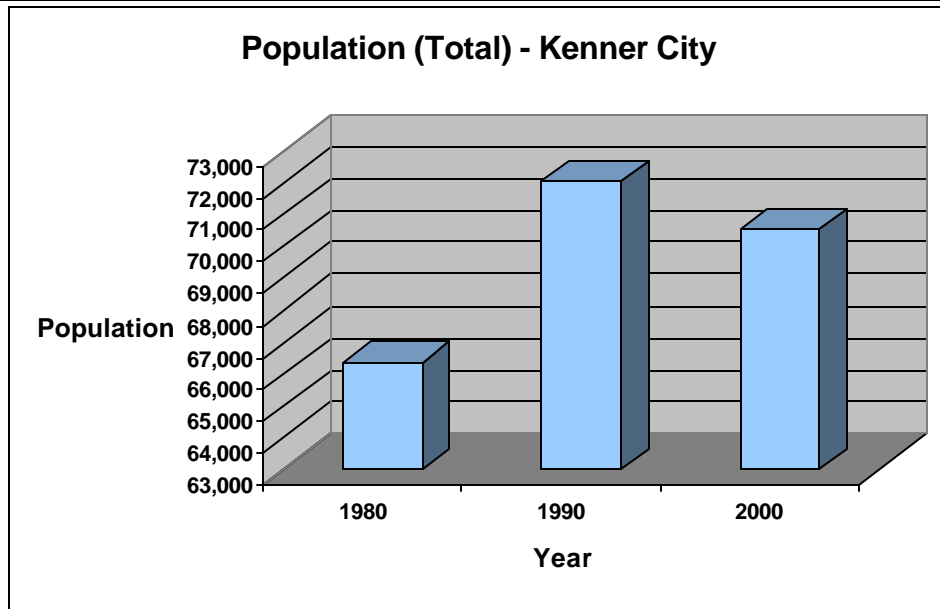


General Demographics	
Population	70,517
Male	48.0%
Female	52.0%
White	68.1%
Black	22.6%
American Indian	0.4%
Asian	2.8%
Pacific Islander	0.1%
Other	3.8%
2+ Races	2.2%
Hispanic/Latino	13.6%
18 years and Older	72.8%
Housing & Household	
Housing Units	27,378
Occupied	93.7%
Vacancy Rate	
Homeowner	0.9%
Rental	10.1%

Kenner (City): Total Population

Total Population

The data contained in the 2000 Census reports the total population of Kenner (City) to be 70,517 persons. This is a decrease of 1,516 persons or 2.1% from the 1990 Census (total population of 72,033 persons) and an increase of 4,135 persons or 6.2% from the 1980 Census (total population of 66,382 persons).



The 2000 Census reports the total population of Kenner (City) to be 70,517 persons. This is a decrease of 1,516 persons or 2.1% from the 1990 Census and an increase of 4,135 persons or 6.2% from the 1980 Census.

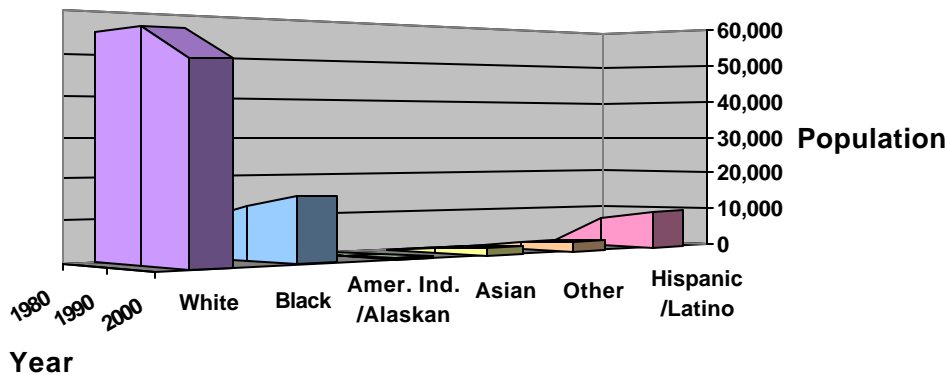
Kenner (City)					
Demographic	Population			Percent Change	
<i>Characteristic</i>	1980*	1990	2000	1980-2000	1990-2000
Total Population	66,382	72,033	70,517	6.2%	-2.1%
RACE/ETHNICITY					
White	55,157	55,765	48,038	-12.9%	-13.9%
Black	9,369	13,021	15,900	69.7%	22.1%
Amer. Ind./Alaskan		199	279	N/A	40.2%
Asian/Pacific Island		1,217	2,043	N/A	67.9%
Other		1,831	2,679	N/A	46.3%
2 or More Races**		No Data	1,578	N/A	N/A
Hispanic/Latino		7,240	9,602	N/A	32.6%
AGE					
Under 18 Years		21,542	19,217	N/A	-10.8%
18 to 64 Years		45,724	44,990	N/A	-1.6%
65 Years and Over		4,767	6,310	N/A	32.4%
SEX					
Male		34,687	33,876	N/A	-2.3%
Female		37,346	36,641	N/A	-1.9%

*1980 does not include data for all Race, Age, and Sex categories.

**2 or More Races category was created for the 2000 Census.

Kenner (City): Racial/Ethnic Demographics

Population (Race/Ethnicity) - Kenner City



The data contained in the 2000 Census reports the racial composition of Kenner (City) to be 48,038 persons or 68.1% White; 15,900 persons or 22.6% Black/African American; 279 persons or 0.4% American Indian/Alaskan Native; 2,043 persons or 2.9% Asian/Pacific Islander; and 2,679 persons or 3.8% of Some Other Race.

The population comprised of Hispanic/Latino ethnicity is reported to be 9,602 persons or 13.6% of the total population.

2 or More Races category is not included due to non-existent data in both the 1980 and 1990 Census.

Racial and Ethnic Demographics

The data contained in the 2000 Census reports the racial composition of Kenner (City) to be 48,038 persons or 68.1% White; 15,900 persons or 22.6% Black/African American; 279 persons or 0.4% American Indian/Alaskan Native; 2,043 persons or 2.9% Asian/Pacific Islander; and 2,679 persons or 3.8% of Some Other Race. The population comprised of Hispanic/Latino ethnicity is reported to be 9,602 persons or 13.6% of the total population. Additionally, the 2000 Census introduces a new category for multiracial identity. The population reporting Two or More Races includes 1,578 persons or 2.2% of the total population.

The White population (48,038 persons or 68.1% of the 2000 Census total population) shows a decrease of 7,727 persons or 13.9% from the 1990 Census (White population of 55,765 persons or 77.4% of the total population in 1990) and a decrease of 7,119 persons or 12.9% from the 1980 Census (White population of 55,157 persons or 83.7% of the total population in 1980).

The Black/African American population (15,900 persons or 22.6% of the 2000 Census total population) shows an increase of 2,879 persons or 22.1% from the 1990 Census (Black/African American population of 13,021 persons or 18.1% of the total population in 1990) and an increase of 6,531 per-

sons or 69.7% from the 1980 Census (Black/African American population of 9,369 persons or 14.1% of the total population in 1980).

The American Indian/Alaskan Native population (279 persons or 0.4% of the 2000 Census total population) shows an increase of 80 persons or 40.2% from the 1990 Census (American Indian/Alaskan Native population of 199 persons or 0.3% of the total population in 1990).

The Asian/Pacific Islander population (2,043 persons or 2.9% of the 2000 Census total population) shows an increase of 826 persons or 67.9% from the 1990 Census (Asian/Pacific Islander population of 1,217 persons or 1.7% of the total population in 1990).

The population that is categorized as Some Other Race (2,679 persons or 3.8% of the 2000 Census total population) shows an increase of 848 persons or 46.3% from the 1990 Census (Some Other Race population of 1,831 persons or 2.5% of the total population in 1990).

The 2000 Census reports that the population of Hispanic/Latino ethnicity is 9,602 persons or 13.6% of the total population. This is an increase of 2,362 persons or 32.6% from the 1990 Census (Hispanic/Latino population of 7,240 persons or 10.1% of the total population in 1990).

Kenner (City): Age & Sex Demographics

Age Demographics

The 2000 Census reports the Age breakdown for Kenner (City) at 19,217 persons or 27.3% of the total population are under eighteen years of age, 44,990 persons or 63.8% of the total population are eighteen to sixty-four years of age, and 6,310 persons or 8.9% of the total population are sixty-five years and older.

The 1990 Census reported the Age breakdown for Jefferson Parish at 21,542 persons or 29.9% of the total population were under eighteen years of age, 45,724 persons or 63.5% of the total population were from eighteen to sixty-four years of age, and 4,767 persons or 6.6% of the total population were sixty-five years and older.

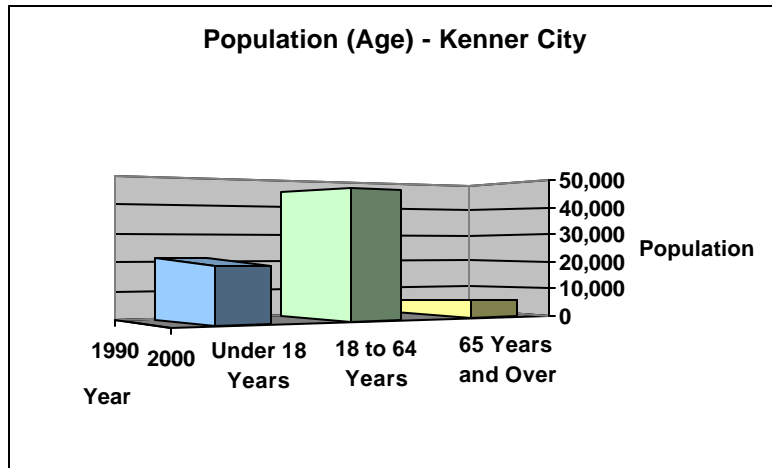
This shows a decrease from 1990 to 2000 for the population under eighteen years of age at 2,325 persons or 10.8%, a decrease for the population eighteen to sixty-four years of age at 734 persons or 1.6%, and an increase in the population sixty-five years and older at 1,543 persons or 32.4%.

Sex Demographics

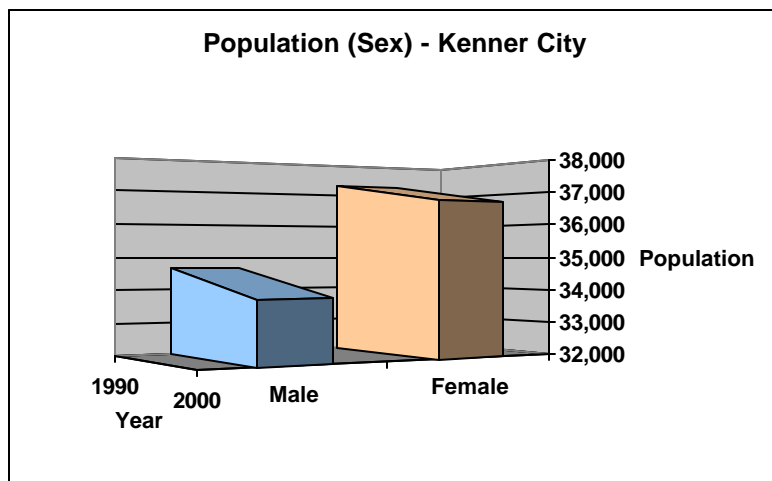
The 2000 Census reports the Sex breakdown for Kenner (City) as 33,876 persons or 48.0% of the total population are Male and 36,641 persons or 52.0% of the total population are Female.

The 1990 Census reported the Sex breakdown for Kenner (City) as 34,687 persons or 48.2% of the total population were Male and 37,346 persons or 51.8% of the total population were Female.

This shows a decrease in the population from 1990 to 2000 for the Male population of 811 persons or 2.3% and a decrease for the Female population of 705 persons or 1.9%.



The 2000 Census reports the Age breakdown for Kenner (City) at 19,217 persons or 27.3% are under eighteen years of age, 44,990 persons or 63.8% are eighteen to sixty-four years of age, and 6,310 persons or 8.9% are sixty-five years and older. This shows a decrease from 1990 to 2000 for the population under eighteen years of age at 2,325 persons or 10.8%, a decrease for the population eighteen to sixty-four years of age at 734 persons or 1.6%, and an increase in the population sixty-five years and older at 1,543 persons or 32.4%.

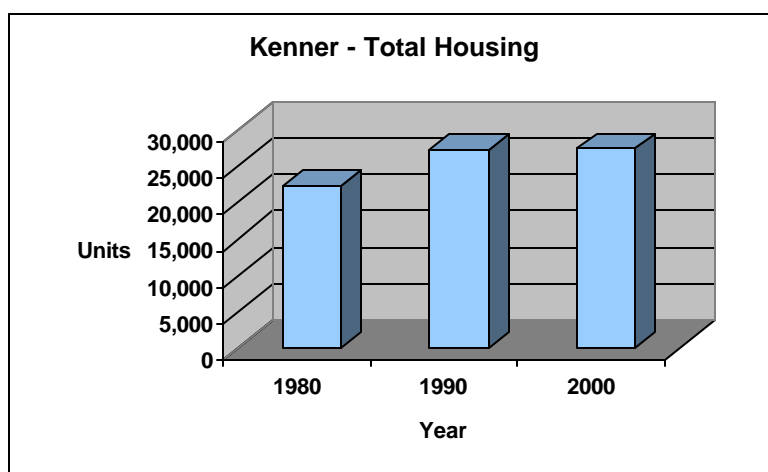


The 2000 Census reports the Sex breakdown for Kenner (City) as 33,876 persons or 48.0% are Male and 36,641 persons or 52.0% are Female. This shows a decrease in the population from 1990 to 2000 for the Male population of 811 persons or 2.3% and a decrease for the Female population of 705 persons or 1.9%.

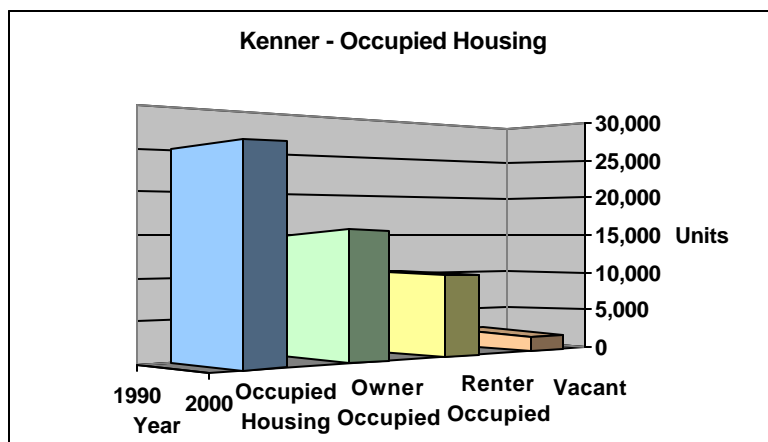
Kenner (City): Housing Characteristics

Year	1980	1990	2000	% Change 1990-2000
Total Housing	22,304	27,259	27,378	22.8%
Occupied Housing		25,056	25,652	2.4%
Owner Occupied		14,740	15,587	58.8%
Renter Occupied		10,316	10,065	-2.4%
Vacant		2,203	1,726	-21.7%
Homeowner Vacancy		2.1%	0.9%	-57.1%
Rental Vacancy		10.8%	10.1%	-6.5%

*1980 excludes occupancy and vacancy data.



The 2000 Census indicates that Kenner (City) has 27,378 total housing units. This is a 119 housing unit increase or a 0.4% gain since the 1990 Census and a 5,074 housing unit increase or a 22.8% gain over the 1980 Census.



The 2000 Census indicates that Kenner (City) has 25,652 occupied housing units or 93.7% of total housing. This is a 596 occupied unit increase or a 2.4% gain since the 1990 Census.

Total Housing

The 2000 Census indicates that Kenner (City) has 27,378 total housing units. This is a 119 housing unit increase or a 0.4% gain since the 1990 Census (27,259 total housing units) and a 5,074 housing unit increase or a 22.8% gain over the 1980 Census (22,304 total housing units).

Housing Occupancy

The 2000 Census indicates that Kenner (City) has 25,652 occupied housing units or 93.7% of total housing. This is a 596 occupied unit increase or a 2.4% gain since the 1990 Census (25,056 occupied housing units or 91.9% of total housing in 1990).

Owner occupied housing consists of 15,587 occupied units or 60.8% of total occupied housing. This is an increase of 847 units or 58.8% in owner occupied housing since the 1990 Census (14,740 owner occupied housing units or 58.8% of the total occupied housing in 1990).

Renter occupied housing consists of 10,065 occupied units or 39.2% of total occupied housing. This is a decrease of 251 units or 2.4% in renter occupied housing since the 1990 Census (10,316 renter occupied housing units or 41.2% of the total occupied housing in 1990).

Kenner (City): Housing Characteristics

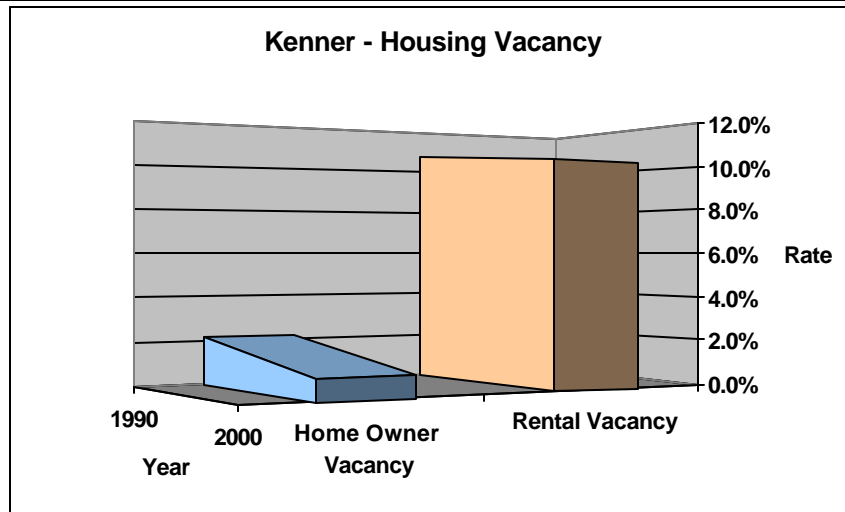
Vacant Housing

Vacant housing consists of 1,726 unoccupied units or 6.3% of total housing, which includes 86 units that are classified as seasonal/recreational/occasional use. This is a decrease of 477 units or 21.7% in vacant housing since the 1990 Census (2,203 vacant housing units or 8.1% of the total housing in 1990).

Vacancy Rate

The Homeowner Vacancy Rate is 0.9% as of the 2000 Census. This is a rate decrease of 1.2% or a 57.1 percent change since the 1990 Census (2.1% Homeowner Vacancy Rate in 1990).

The Rental Vacancy Rate is 10.1% as of the 2000 Census. This is a rate decrease of 0.7% or a 6.5 percent change since the 1990 Census (10.8% Rental Vacancy Rate in 1990).



The 2000 Census indicates that the Homeowner Vacancy Rate is 0.9% and the Rental Vacancy Rate is 10.1%.

POPULATION HIGHLIGHTS

Kenner (City) has experienced an increase in total population since the 1980 Census (6.2%) but the population has slightly decreased since 1990 (-2.1%). The primary factors for this trend are decreases in the White population (-12.9% since 1980 and -13.9% since 1990) that have been offset by increases in the Black/African American population (69.7% since 1980 and 22.1% since 1990), Asian/Pacific Islander Population (67.9%), and the population of Some Other Race (46.3%). Additionally, the Hispanic/Latino ethnic population has increased 32.6% since 1990.

The population for the population aged 65 years and older has increased 32.4% since 1990. The population under 18 years of age has decreased 10.8%.