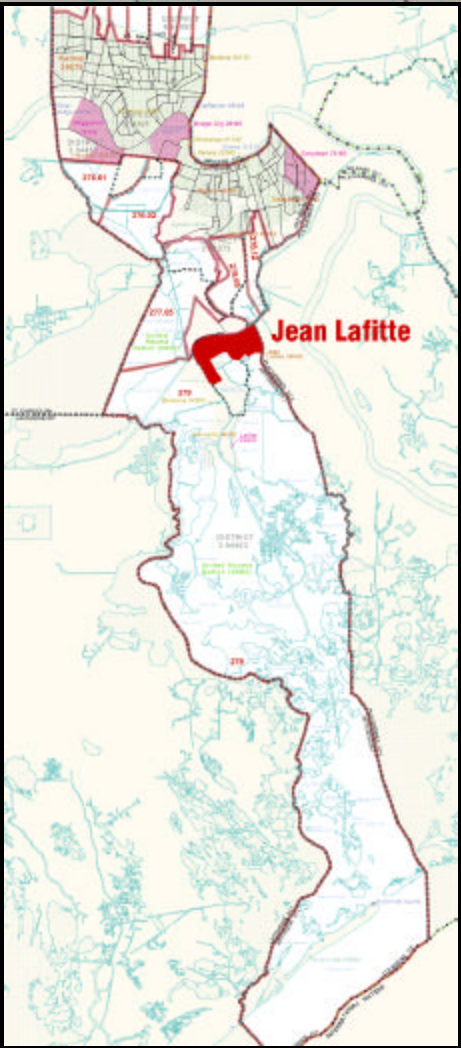


# Jean Lafitte (Town): Census 2000 Demographics

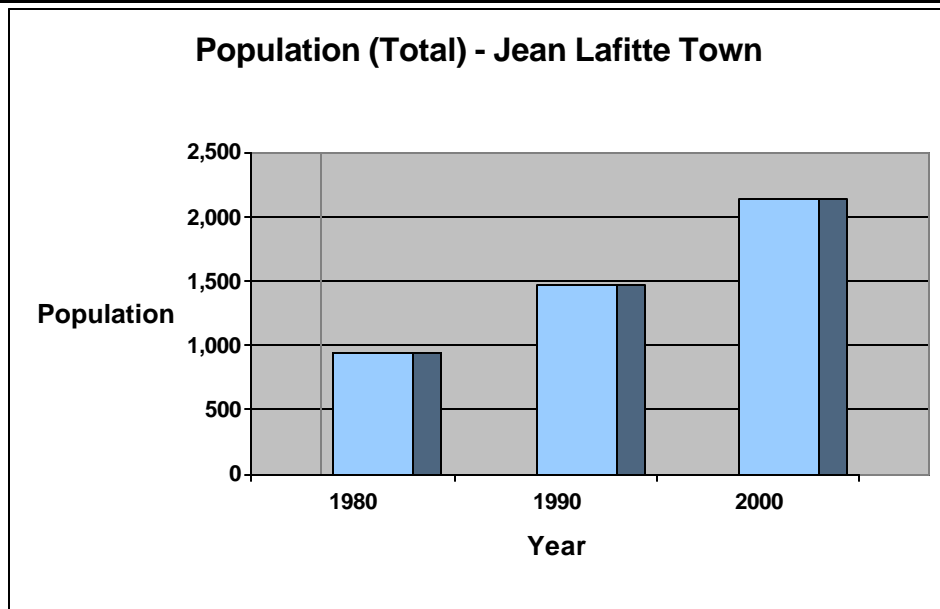


General Demographics		Housing & Household	
Population	2,137	Housing Units	767
Male	52.5%	Occupied	94.0%
Female	47.5%	Vacancy Rate	
White	93.0%	Homeowner	0.5%
Black	0.6%	Rental	13.7%
American Indian	2.8%		
Asian	1.3%		
Pacific Islander	0.1%		
Other	0.3%		
2+ Races	1.8%		
Hispanic/Latino	1.9%		
18 Years and Older	72.8%		

## Jean Lafitte (Town): Total Population

### Total Population

The data contained in the 2000 Census reports the total population of Jean Lafitte (Town) to be 2,137 persons. This is an increase of 668 persons or 45.5% from the 1990 Census (total population of 1,469 persons) and an increase of 1,201 persons or 128.3% from the 1980 Census (total population of 936 persons).



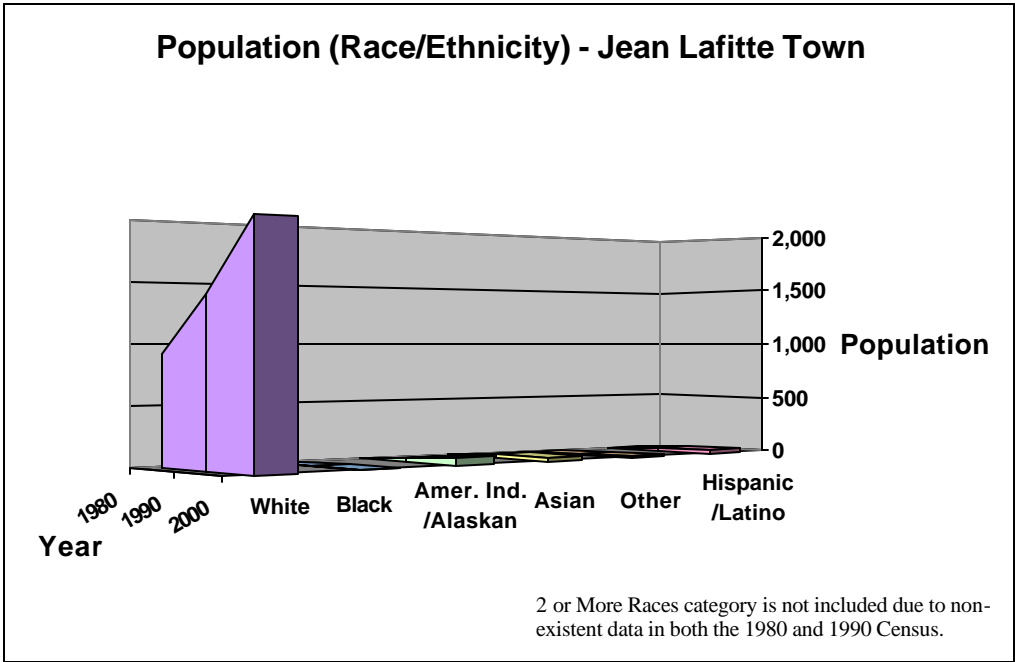
*The 2000 Census reports the total population of Jean Lafitte (Town) to be 2,137 persons. This is an increase of 668 persons or 45.5% from the 1990 Census and an increase of 1,201 persons or 128.3% from the 1980 Census.*

<b>Jean Lafitte (Town)</b>					
Demographic	Population			Percent Change	
<i>Characteristic</i>	<i>1980*</i>	<i>1990</i>	<i>2000</i>	<i>1980-2000</i>	<i>1990-2000</i>
<b>Total Population</b>	<b>936</b>	<b>1,469</b>	<b>2,137</b>	<b>128.3%</b>	<b>45.5%</b>
<b>RACE/ETHNICITY</b>					
<b>White</b>	<b>926</b>	<b>1,398</b>	<b>1,988</b>	<b>114.7%</b>	<b>42.2%</b>
<b>Black</b>	<b>0</b>	<b>1</b>	<b>13</b>	<b>1,300.0%</b>	<b>1,200.0%</b>
<b>Amer. Ind./Alaskan</b>		<b>35</b>	<b>59</b>	<b>N/A</b>	<b>68.6%</b>
<b>Asian/Pacific Island</b>		<b>35</b>	<b>31</b>	<b>N/A</b>	<b>-11.4%</b>
<b>Other</b>		<b>0</b>	<b>7</b>	<b>N/A</b>	<b>700.0%</b>
<b>2 or More Races**</b>		<b>No Data</b>	<b>39</b>	<b>N/A</b>	<b>N/A</b>
<b>Hispanic/Latino</b>		<b>28</b>	<b>40</b>	<b>N/A</b>	<b>42.9</b>
<b>AGE</b>					
<b>Under 18 Years</b>		<b>455</b>	<b>581</b>	<b>N/A</b>	<b>27.7%</b>
<b>18 to 64 Years</b>		<b>877</b>	<b>1,357</b>	<b>N/A</b>	<b>54.7%</b>
<b>65 Years and Over</b>		<b>137</b>	<b>199</b>	<b>N/A</b>	<b>45.3%</b>
<b>SEX</b>					
<b>Male</b>		<b>751</b>	<b>1,123</b>	<b>N/A</b>	<b>49.5%</b>
<b>Female</b>		<b>718</b>	<b>1,014</b>	<b>N/A</b>	<b>41.2%</b>

\*1980 does not include data for all Race, Age, and Sex categories.

\*\*2 or More Races category was created for the 2000 Census.

# Jean Lafitte (Town): Racial/Ethnic Demographics



The 2000 Census reports the racial composition of Jean Lafitte (Town) to be 1,988 persons or 93.0% White; 13 persons or 0.6% Black/African American; 59 persons or 2.8% American Indian/Alaskan Native; 31 persons or 1.5% Asian/Pacific Islander; and 7 persons or 0.3% of Some Other Race.

The population comprised of Hispanic/Latino ethnicity is reported to be 40 persons or 1.9% of the total population.

## Racial and Ethnic Demographics

The data contained in the 2000 Census reports the racial composition of Jean Lafitte (Town) to be 1,988 persons or 93.0% White; 13 persons or 0.6% Black/African American; 59 persons or 2.8% American Indian/Alaskan Native; 31 persons or 1.5% Asian/Pacific Islander; and 7 persons or 0.3% of Some Other Race. The population comprised of Hispanic/Latino ethnicity is reported to be 40 persons or 1.9% of the total population. Additionally, the 2000 Census introduces a new category for multiracial identity. The population reporting Two or More Races includes 39 persons or 1.8% of the total population.

The White population (1,988 persons or 93.0% of the 2000 Census total population) shows an increase of 590 persons or 42.2% from the 1990 Census (White population of 1,398 persons or 95.2% of the total population in 1990) and an increase of 1,062 persons or 114.7% from the 1980 Census (White population of 926 persons or 98.9% of the total population in 1980).

The Black/African American population (13 persons or 0.6% of the 2000 Census total population) shows an increase of 12 persons or 1200.0% from the 1990 Census (Black/African American population of 1 person or 0.1% of the total population in 1990) and an increase of 13 persons or

1300.0% from the 1980 Census (Black/African American population of 0 persons or 0.0% of the total population in 1980).

The American Indian/Alaskan Native population (59 persons or 2.8% of the 2000 Census total population) shows an increase of 24 persons or 68.6% from the 1990 Census (American Indian/Alaskan Native population of 35 persons or 2.4% of the total population in 1990).

The Asian/Pacific Islander population (31 persons or 1.5% of the 2000 Census total population) shows a decrease of 4 persons or 11.4% from the 1990 Census (Asian/Pacific Islander population of 35 persons or 2.4% of the total population in 1990).

The population that is categorized as Some Other Race (7 persons or 0.3% of the 2000 Census total population) shows an increase of 7 persons or 700.0% from the 1990 Census (Some Other Race population of 0 persons or 0.0% of the total population in 1990).

The 2000 Census reports that the population of Hispanic/Latino ethnicity is 40 persons or 1.9% of the total population. This is an increase of 12 persons or 42.9% from the 1990 Census (Hispanic/Latino population of 28 persons or 1.9% of the total population in 1990).

# Jean Lafitte (Town): Age & Sex Demographics

## Age Demographics

The 2000 Census reports the Age breakdown for Jean Lafitte (Town) at 581 persons or 27.2% of the total population are under eighteen years of age, 1,357 persons or 63.5% of the total population are eighteen to sixty-four years of age, and 199 persons or 9.3% of the total population are sixty-five years and older.

The 1990 Census reported the Age breakdown for Jean Lafitte (Town) at 455 persons or 31.0% of the total population were under eighteen years of age, 877 persons or 59.7% of the total population were from eighteen to sixty-four years of age, and 137 persons or 9.3% of the total population were sixty-five years and older.

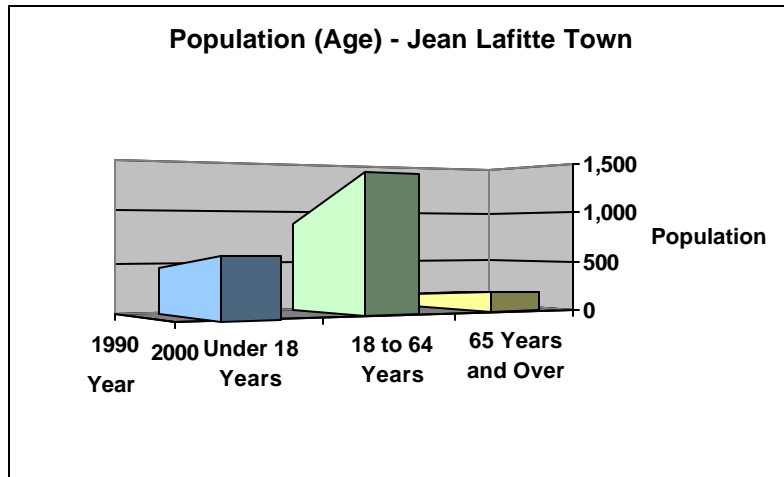
This shows an increase from 1990 to 2000 for the population under eighteen years of age at 126 persons or 27.7%, an increase for the population eighteen to sixty-four years of age at 480 persons or 54.7%, and an increase in the population sixty-five years and older at 62 persons or 45.3%.

## Sex Demographics

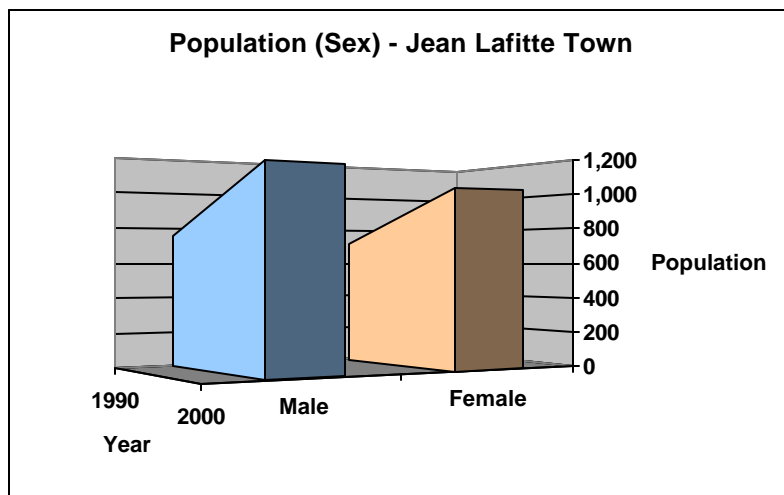
The 2000 Census reports the Sex breakdown for Jean Lafitte (Town) as 1,123 persons or 52.5% of the total population are Male and 1,014 persons or 47.5% of the total population are Female.

The 1990 Census reported the Sex breakdown for Jean Lafitte (Town) as 751 persons or 51.1% of the total population were Male and 718 persons or 48.9% of the total population were Female.

This shows an increase from 1990 to 2000 for the Male population of 372 persons or 49.5% and an increase for the Female population of 296 persons or 41.2%.



*The 2000 Census reports the Age breakdown for Jean Lafitte (Town) at 581 persons or 27.2% are under eighteen years of age, 1,357 persons or 63.5% are eighteen to sixty-four years of age, and 199 persons or 9.3% are sixty-five years and older. This shows an increase from 1990 to 2000 for the population under eighteen years of age at 126 persons or 27.7%, an increase for the population eighteen to sixty-four years of age at 480 persons or 54.7%, and an increase in the population sixty-five years and older at 62 persons or 45.3%.*

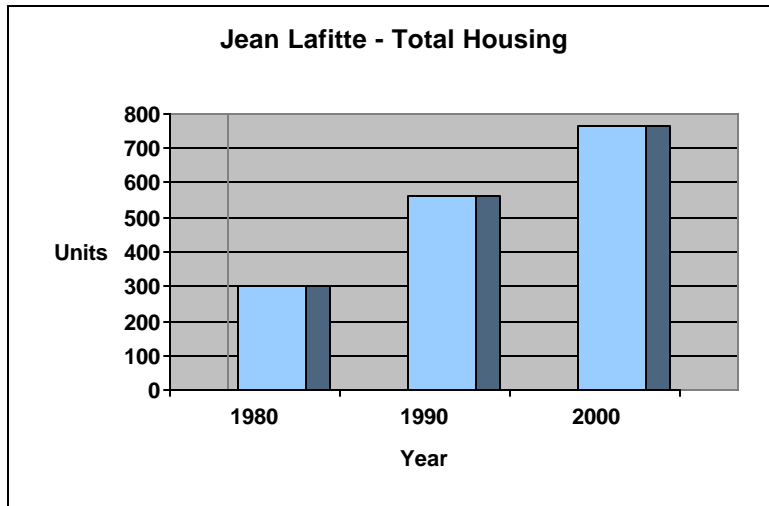


*The 2000 Census reports the Sex breakdown for Jean Lafitte (Town) as 1,123 persons or 52.5% Male and 1,014 persons or 47.5% Female. This shows an increase from 1990 to 2000 for the Male population of 372 persons or 49.5% and an increase for the Female population of 296 persons or 41.2%.*

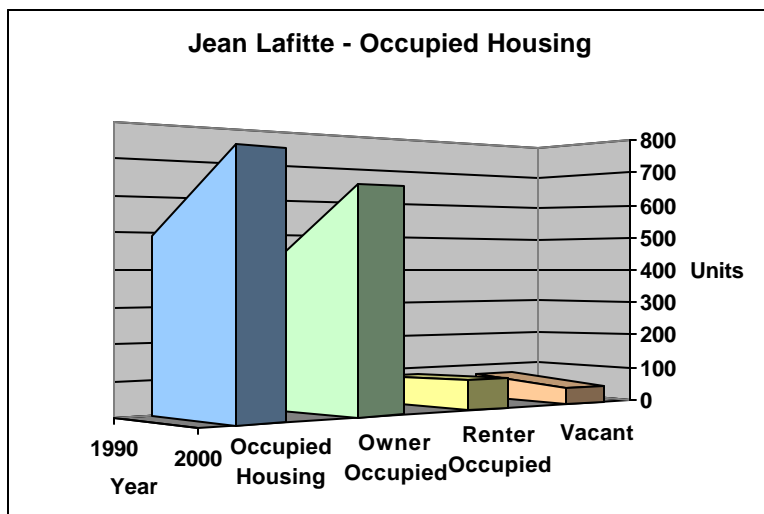
# Jean Lafitte (Town): Housing Characteristics

Housing Characteristic	1980*	1990	2000	% Change 1990-2000
Total Housing	299	561	767	36.7%
Occupied Housing		492	721	46.5%
Owner Occupied		413	633	53.3%
Renter Occupied		79	88	11.4%
Vacant		69	46	-33.3%
Homeowner Vacancy		2.1%	0.5%	-76.2%
Rental Vacancy		8.1%	13.7%	69.1%

\*1980 excludes occupancy and vacancy data.



The 2000 Census indicates that Jean Lafitte (Town) has 767 total housing units. This is 206 housing units higher or a 36.7% gain since the 1990 Census and 468 units higher or a 156.5% gain over the 1980 Census.



The 2000 Census indicates that Jean Lafitte (Town) has 721 occupied housing units or 94.0% of the total housing units. This is a 229 occupied unit in-

## Total Housing

The 2000 Census indicates that Jean Lafitte (Town) has 767 total housing units. This is 206 housing units higher or a 36.7% gain since the 1990 Census, which had a total of 561 housing units. Total housing units available in the 2000 Census are 468 units higher or a 156.5% gain over the 1980 Census, which had a total of 299 housing units.

## Housing Occupancy

The 2000 Census indicates that Jean Lafitte (Town) has 721 occupied housing units or 94.0% of total housing. This is a 229 occupied unit increase or a 46.5% gain since the 1990 Census (492 occupied housing units or 87.7% of total housing in 1990).

Owner occupied housing consists of 633 occupied units or 87.8% of total occupied housing. This is an increase of 220 units or 53.3% in owner occupied housing since the 1990 Census (413 owner occupied housing units or 83.9% of the total occupied housing in 1990).

Renter occupied housing consists of 88 occupied units or 12.2% of total occupied housing. This is an increase of 9 units or 11.4% in renter occupied housing since the 1990 Census (79 renter occupied housing units or 16.1% of the total occupied housing in 1990).

## Jean Lafitte (Town): Housing Characteristics

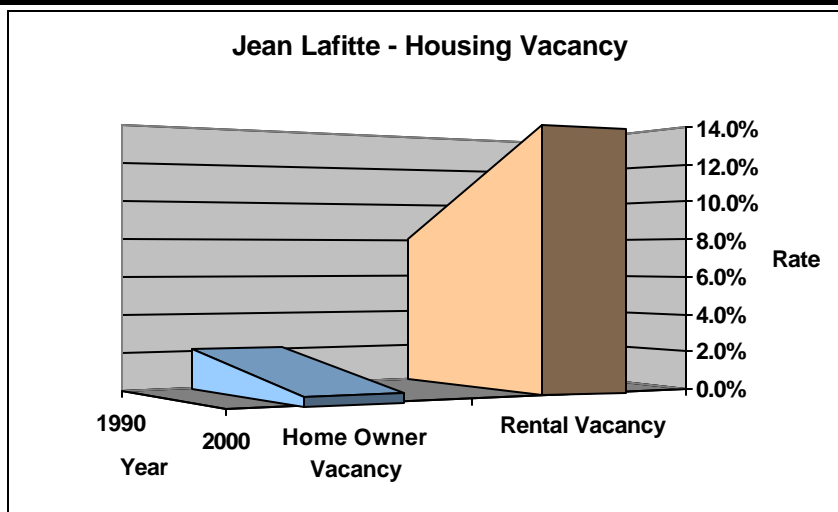
### Vacant Housing

Vacant housing consists of 46 unoccupied units or 6.0% of total housing, which includes 15 units that are classified as seasonal/recreational/occasional use. This is a decrease of 23 units or 33.3% in vacant housing since the 1990 Census (69 vacant housing units or 12.3% of the total housing in 1990).

### Vacancy Rate

The Homeowner Vacancy Rate is 0.5% as of the 2000 Census. This is a rate decrease of 1.6% or a 76.2 percent change since the 1990 Census (2.1% Homeowner Vacancy Rate in 1990).

The Rental Vacancy Rate is 13.7% as of the 2000 Census. This is a rate increase of 5.6% or a 69.1 percent change since the 1990 Census (8.1% Rental Vacancy Rate in 1990).



*The 2000 Census indicates that the Homeowner Vacancy Rate is 0.5% and the Rental Vacancy Rate is 13.7%.*

## POPULATION HIGHLIGHTS

Jean Lafitte (Town) has experienced an increase in total population (128.3% since 1980 and 45.5% since 1990). The primary factor for this trend is the change in the White population (114.7% since 1980 and 42.2% since 1990).

Significant increases have been experienced by the population under 18 years of age (27.7% since 1990), the population 18 to 64 years of age (54.7% since 1990), and the population 65 years and older (45.3% since 1990).