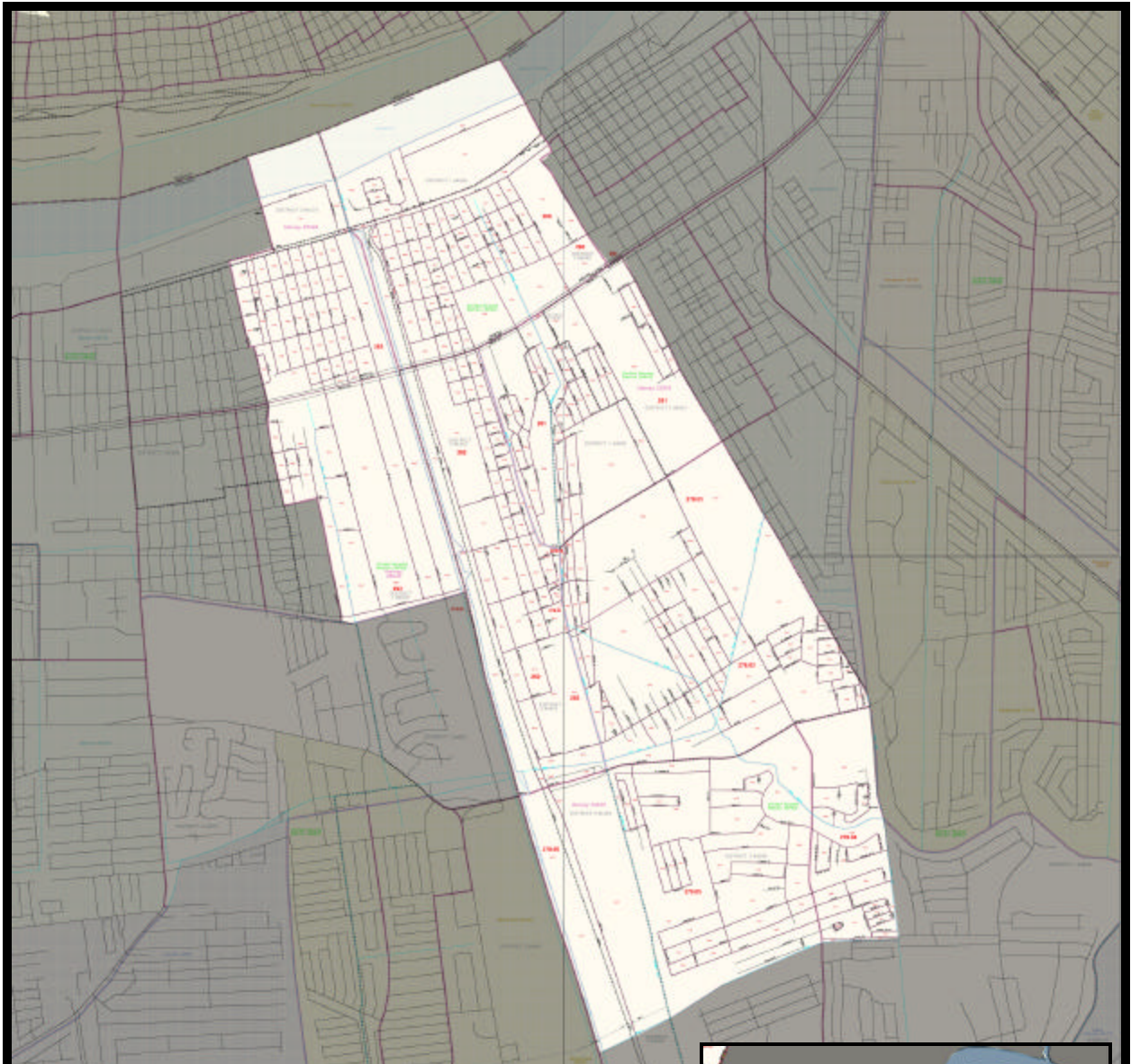


Harvey (CDP): Census 2000 Demographics



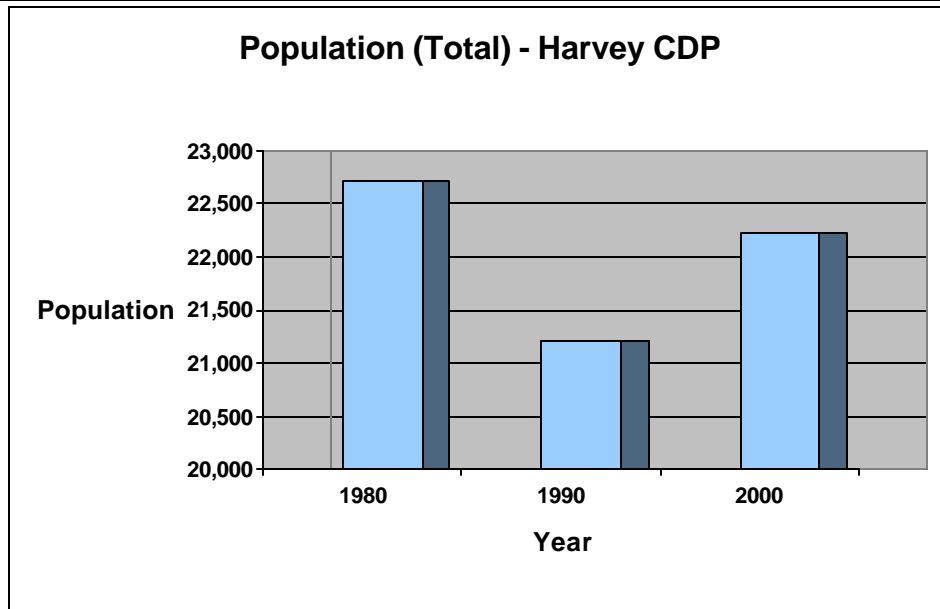
| General Demographics | | Housing & Household | |
|----------------------|--------|---------------------|-------|
| Population | 22,226 | Housing Units | 8,601 |
| Male | 47.8% | Occupied | 91.6% |
| Female | 52.2% | Vacancy Rate | |
| White | 48.1% | Homeowner | 1.4% |
| Black | 42.5% | Rental | 11.9% |
| American Indian | 0.5% | | |
| Asian | 5.2% | | |
| Pacific Islander | <0.1% | | |
| Other | 2.0% | | |
| 2+ Races | 1.6% | | |
| Hispanic/Latino | 5.3% | | |
| 18 Years and Older | 70.6% | | |



Harvey (CDP): Total Population

Total Population

The data contained in the 2000 Census reports the total population of Harvey (CDP) to be 22,226 persons. This is an increase of 1,004 persons or 4.7% from the 1990 Census (total population of 21,222 persons) and a decrease of 483 persons or 2.1% from the 1980 Census (total population of 22,709 persons).



The 2000 Census reports the total population of Harvey (CDP) to be 22,226 persons. This is an increase of 1,004 persons or 4.7% from the 1990 Census and a decrease of 483 persons or 2.1% from the 1980 Census.

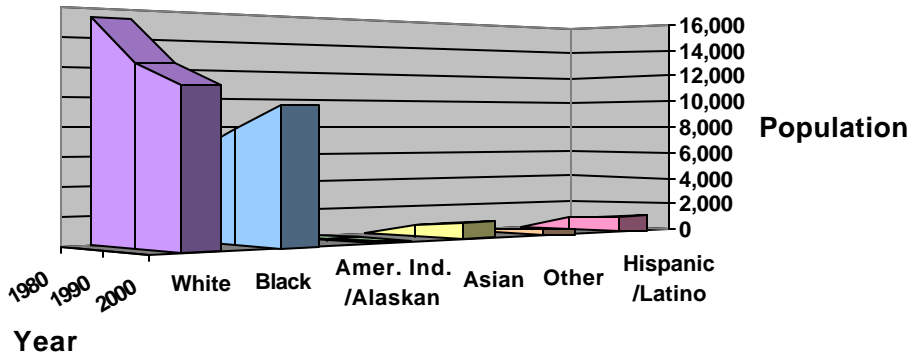
| Harvey (CDP) | | | | | |
|-------------------------|---------------|---------------|---------------|----------------|-------------|
| Demographic | Population | | | Percent Change | |
| Characteristic | 1980* | 1990 | 2000 | 1980-2000 | 1990-2000 |
| Total Population | 22,709 | 21,222 | 22,226 | -2.1% | 4.7% |
| RACE/ETHNICITY | | | | | |
| White | 15,401 | 12,207 | 10,696 | -30.6% | -12.4% |
| Black | 6,048 | 7,813 | 9,434 | 56.0% | 20.8% |
| Amer. Ind./Alaskan | | 112 | 113 | N/A | 0.9% |
| Asian/Pacific Island | | 842 | 1,169 | N/A | 38.8% |
| Other | | 248 | 453 | N/A | 82.7% |
| 2 or More Races** | | No Data | 361 | N/A | N/A |
| Hispanic/Latino | | 897 | 1,186 | N/A | 32.2% |
| AGE | | | | | |
| Under 18 Years | | 6,570 | 6,542 | N/A | -0.4% |
| 18 to 64 Years | | 12,954 | 13,831 | N/A | 6.8% |
| 65 Years and Over | | 1,698 | 1,853 | N/A | 9.1% |
| SEX | | | | | |
| Male | | 10,335 | 10,623 | N/A | 2.8% |
| Female | | 10,887 | 11,603 | N/A | 6.6% |

*1980 does not include data for all Race, Age, and Sex categories.

**2 or More Races category was created for the 2000 Census.

Harvey (CDP): Racial/Ethnic Demographics

Population (Race/Ethnicity) - Harvey CDP



The 2000 Census reports the racial composition of Harvey (CDP) to be 10,696 persons or 48.1% White; 9,434 persons or 42.5% Black/African American; 113 persons or 0.5% American Indian/Alaskan Native; 1,169 persons or 5.3% Asian/Pacific Islander; and 453 persons or 2.0% of Some Other Race.

The population comprised of Hispanic/Latino ethnicity is reported to be 1,186 persons or 5.3% of the total population.

2 or More Races category is not included due to non-existent data in both the 1980 and 1990 Census.

Racial and Ethnic Demographics

The data contained in the 2000 Census reports the racial composition of Harvey (CDP) to be 10,696 persons or 48.1% White; 9,434 persons or 42.5% Black/African American; 113 persons or 0.5% American Indian/Alaskan Native; 1,169 persons or 5.3% Asian/Pacific Islander; and 453 persons or 2.0% of Some Other Race. The population comprised of Hispanic/Latino ethnicity is reported to be 1,186 persons or 5.3% of the total population. Additionally, the 2000 Census introduces a new category for multiracial identity. The population reporting Two or More Races includes 361 persons or 1.6% of the total population.

The White population (10,696 persons or 48.1% of the 2000 Census total population) shows a decrease of 1,511 persons or 12.4% from the 1990 Census (White population of 12,207 persons or 57.5% of the total population in 1990) and a decrease of 4,705 persons or 30.6% from the 1980 Census (White population of 15,401 persons or 67.8% of the total population in 1980).

The Black/African American population (9,434 persons or 42.5% of the 2000 Census total population) shows an increase of 1,621 persons or 20.8% from the 1990 Census (Black/African American population of 7,813 persons or 36.8% of the total population in 1990) and an increase of

3,386 persons or 56.0% from the 1980 Census (Black/African American population of 6,048 persons or 26.6% of the total population in 1980).

The American Indian/Alaskan Native population (113 persons or 0.5% of the 2000 Census total population) shows an increase of 1 persons or 0.9% from the 1990 Census (American Indian/Alaskan Native population of 112 persons or 0.5% of the total population in 1990).

The Asian/Pacific Islander population (1,169 persons or 5.3% of the 2000 Census total population) shows an increase of 327 persons or 38.8% from the 1990 Census (Asian/Pacific Islander population of 842 persons or 4.0% of the total population in 1990).

The population that is categorized as Some Other Race (453 persons or 2.0% of the 2000 Census total population) shows an increase of 205 persons or 82.7% from the 1990 Census (Some Other Race population of 248 persons or 1.2% of the total population in 1990).

The 2000 Census reports that the population of Hispanic/Latino ethnicity is 1,186 persons or 5.3% of the total population. This is an increase of 289 persons or 32.2% from the 1990 Census (Hispanic/Latino population of 897 persons or 4.2% of the total population in 1990).

Harvey (CDP): Age & Sex Demographics

Age Demographics

The 2000 Census reports the Age breakdown for Harvey (CDP) at 6,542 persons or 29.4% of the total population are under eighteen years of age, 13,831 persons or 62.2% of the total population are eighteen to sixty-four years of age, and 1,853 persons or 8.3% of the total population are sixty-five years and older.

The 1990 Census reported the Age breakdown for Harvey (CDP) at 6,570 persons or 31.0% of the total population were under eighteen years of age, 12,954 persons or 61.0% of the total population were from eighteen to sixty-four years of age, and 1,698 persons or 8.0% of the total population were sixty-five years and older.

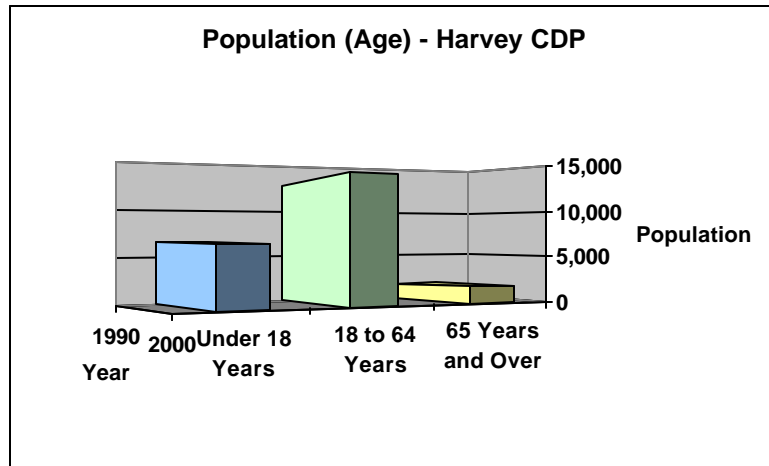
This shows a decrease from 1990 to 2000 for the population under eighteen years of age at 28 persons or 0.4%, an increase for the population eighteen to sixty-four years of age at 877 persons or 6.8%, and an increase in the population sixty-five years and older at 155 persons or 9.1%.

Sex Demographics

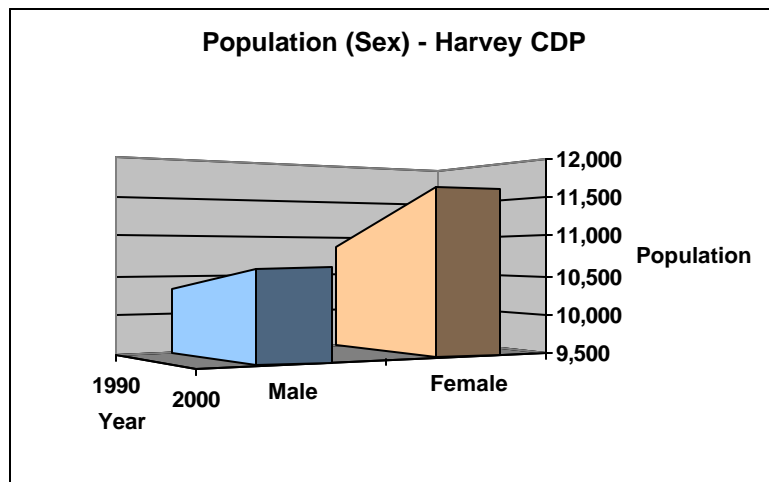
The 2000 Census reports the Sex breakdown for Harvey (CDP) as 10,623 persons or 47.8% of the total population are Male and 11,603 persons or 52.2% of the total population are Female.

The 1990 Census reported the Sex breakdown for Harvey (CDP) as 10,335 persons or 48.7% of the total population were Male and 10,887 persons or 51.3% of the total population were Female.

This shows an increase from 1990 to 2000 for the Male population of 288 persons or 2.8% and an increase for the Female population of 716 persons or 6.6%.



The 2000 Census reports the Age breakdown for Harvey (CDP) at 6,542 persons or 29.4% are under eighteen years of age, 13,831 persons or 62.2% are eighteen to sixty-four years of age, and 1,853 persons or 8.3% are sixty-five years and older. This shows a decrease from 1990 to 2000 for the population under eighteen years of age at 28 persons or 0.4%, an increase for the population eighteen to sixty-four years of age at 877 persons or 6.8%, and an increase in the population sixty-five years and older at 155 persons or 9.1%.

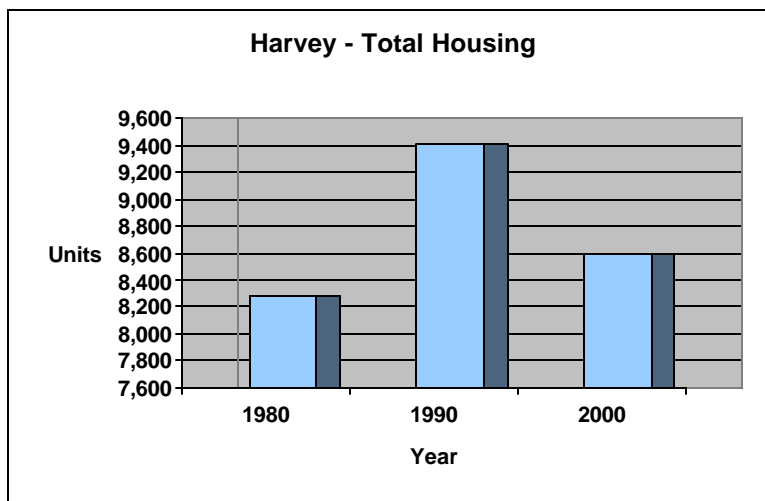


The 2000 Census reports the Sex breakdown for Harvey (CDP) as 10,623 persons or 47.8% are Male and 11,603 persons or 52.2% are Female. This shows an increase from 1990 to 2000 for the Male population of 288 persons or 2.8% and an increase for the Female population of 716 persons or 6.6%.

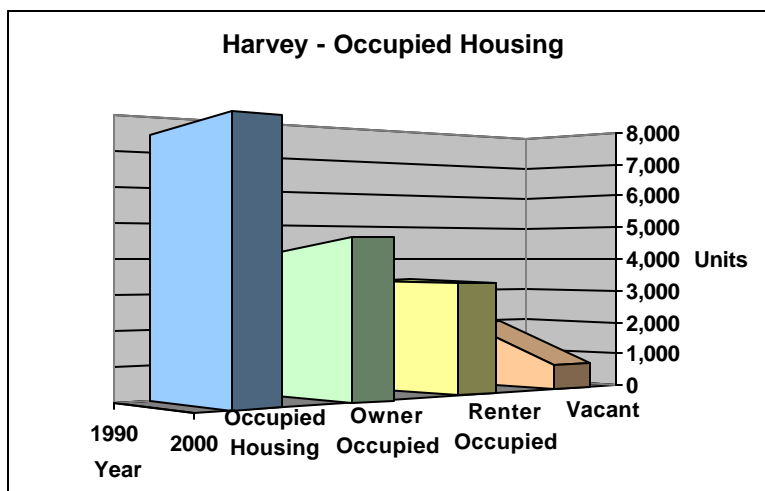
Harvey (CDP): Housing Characteristics

| Housing Characteristic | 1980* | 1990 | 2000 | % Change 1990-2000 |
|------------------------|-------|-------|-------|--------------------|
| Total Housing | 8,279 | 9,406 | 8,601 | 3.9% |
| Occupied Housing | | 7,462 | 7,878 | 5.6% |
| Owner Occupied | | 4,125 | 4,601 | 11.5% |
| Renter Occupied | | 3,337 | 3,277 | -1.8% |
| Vacant | | 1,944 | 723 | -62.8% |
| Homeowner Vacancy | | 2.6% | 1.4% | -46.2% |
| Rental Vacancy | | 19.7% | 11.9% | -39.6% |

*1980 excludes occupancy and vacancy data.



The 2000 Census indicates that Harvey (CDP) has 8,601 total housing units. This is 805 housing units lower or a 8.6% loss since the 1990 Census and 322 units higher or a 3.9% gain over the 1980 Census.



The 2000 Census indicates that Harvey (CDP) has 7,878 occupied housing units or 91.6% of total housing. This is a 416 occupied unit increase or a 5.6% gain since the 1990 Census.

Total Housing

The 2000 Census indicates that Harvey (CDP) has 8,601 total housing units. This is 805 housing units lower or a 8.6% loss since the 1990 Census, which had a total of 9,406 housing units. Total housing units available in the 2000 Census are 322 units higher or a 3.9% gain over the 1980 Census, which had a total of 8,279 housing units.

Housing Occupancy

The 2000 Census indicates that Harvey (CDP) has 7,878 occupied housing units or 91.6% of total housing. This is a 416 occupied unit increase or a 5.6% gain since the 1990 Census (7,462 occupied housing units or 79.3% of total housing in 1990).

Owner occupied housing consists of 4,601 occupied units or 58.4% of total occupied housing. This is an increase of 476 units or 11.5% in owner occupied housing since the 1990 Census (4,125 owner occupied housing units or 55.3% of the total occupied housing in 1990).

Renter occupied housing consists of 3,277 occupied units or 41.6% of total occupied housing. This is a decrease of 60 units or 1.8% in renter occupied housing since the 1990 Census (3,337 renter occupied housing units or 44.7% of the total occupied housing in 1990).

Harvey (CDP): Housing Characteristics

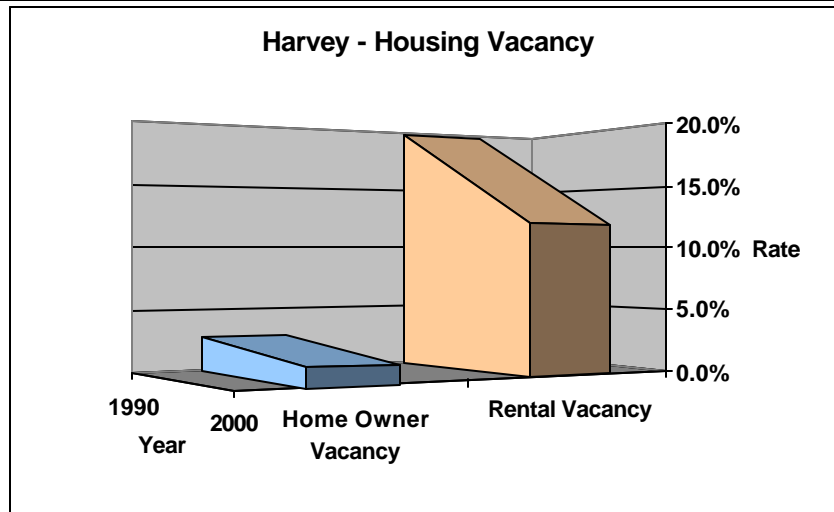
Vacant Housing

Vacant housing consists of 723 unoccupied units or 8.4% of total housing, which includes 17 units that are classified as seasonal/recreational/occasional use. This is a decrease of 1,221 units or 62.8% in vacant housing since the 1990 Census (1,944 vacant housing units or 20.7% of the total housing in 1990).

Vacancy Rate

The Homeowner Vacancy Rate is 1.4% as of the 2000 Census. This is a rate decrease of 1.2% or a 46.2 percent change since the 1990 Census (2.6% Homeowner Vacancy Rate in 1990).

The Rental Vacancy Rate is 11.9% as of the 2000 Census. This is a rate decrease of 7.8% or a 39.6 percent change since the 1990 Census (19.7% Rental Vacancy Rate in 1990).



The 2000 Census indicates that the Homeowner Vacancy Rate is 1.4% and the Rental Vacancy Rate is 11.9%.

POPULATION HIGHLIGHTS

Harvey (CDP) has experienced a 2.1% decline in total population since the 1980 Census but the population has slightly rebounded since 1990 with a 4.7% increase. The primary factors for this trend are decreases in the White population (-30.6% since 1980 and -12.4% since 1990) and increases in the Black/African American Population (56.0% since 1980 and 20.8% since 1990). Additionally, there have been significant increases in the Asian/Pacific Islander population (38.8%) and the population of Some Other Race (82.7%) since 1990. The Hispanic/Latino ethnic population has also increased 32.2% since 1990.