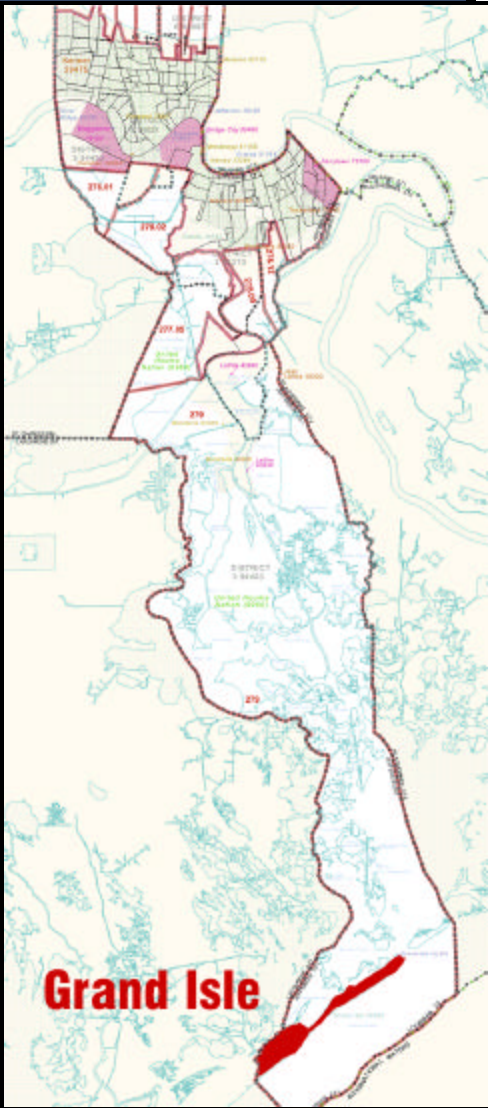


Grand Isle (Town): Census 2000 Demographics

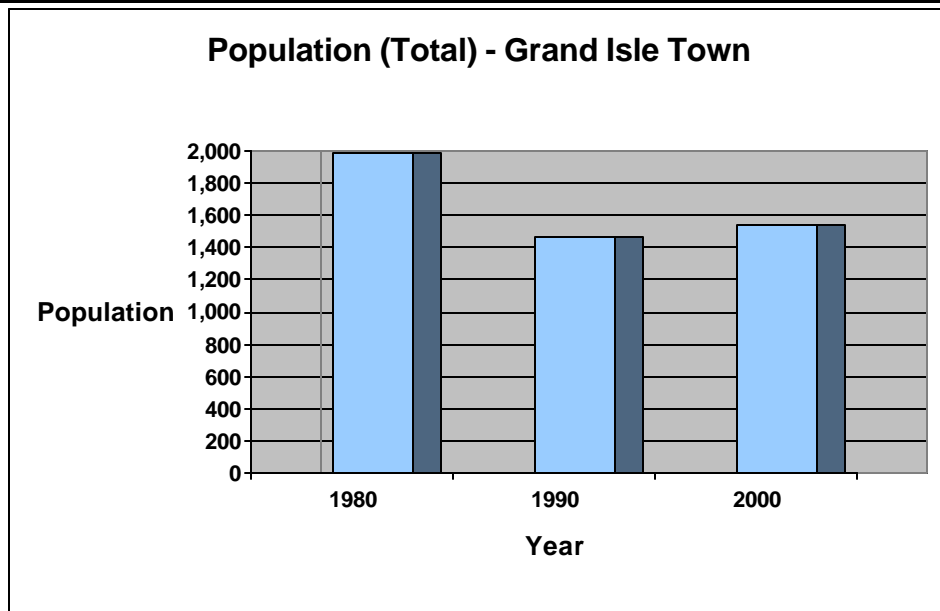


General Demographics		Housing & Household	
Population	1,541	Housing Units	1,875
Male	51.1%	Occupied	33.2%
Female	48.9%	Vacancy Rate	
White	96.0%	Homeowner	4.6%
Black	0.2%	Rental	19.5%
American Indian	2.3%		
Asian	0.2%		
Pacific Islander	0.0%		
Other	0.4%		
2+ Races	0.9%		
Hispanic/Latino	1.5%		
18 Years and Older	76.3%		

Grand Isle (Town): Total Population

Total Population

The data contained in the 2000 Census reports the total population of Grand Isle (Town) to be 1,541 persons. This is an increase of 86 persons or 5.9% from the 1990 Census (total population of 1,455 persons) and a decrease of 441 persons or 22.3% from the 1980 Census (total population of 1,982 persons).



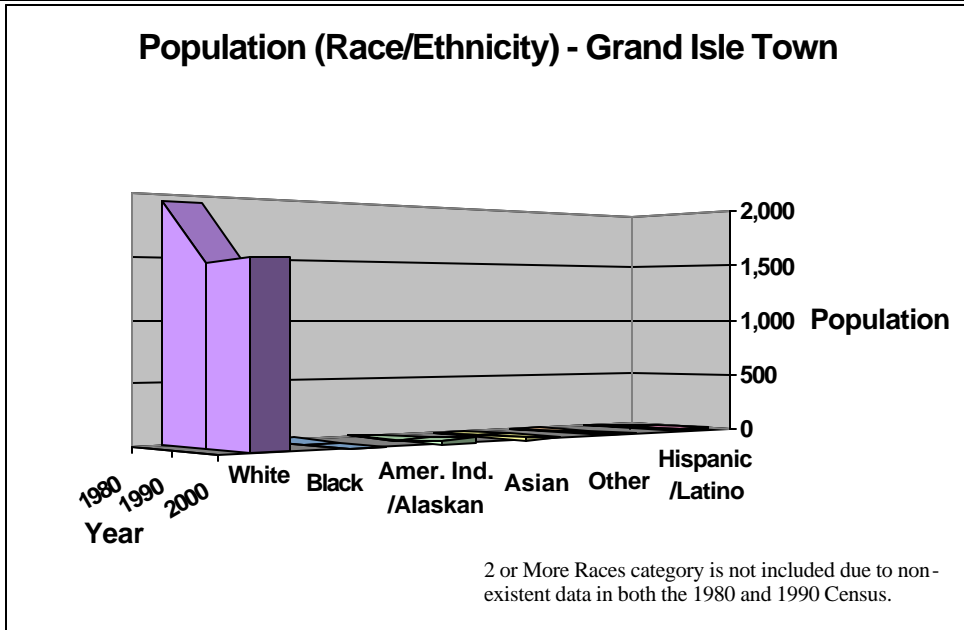
The 2000 Census reports the total population of Estelle (CDP) to be 1,541 persons. This is an increase of 86 persons or 5.9% from the 1990 Census and a decrease of 441 persons or 22.3% from the 1980 Census.

Grand Isle (Town)					
Demographic	Population			Percent Change	
Characteristic	1980*	1990	2000	1980-2000	1990-2000
Total Population	1,982	1,455	1,541	-22.3%	5.9%
RACE/ETHNICITY					
White	1,956	1,447	1,480	-24.3%	2.3%
Black	6	2	3	-50.0%	50.0%
Amer. Ind./Alaskan		6	35	N/A	483.3%
Asian/Pacific Island		0	3	N/A	300.0%
Other		0	6	N/A	600.0%
2 or More Races**		No Data	14	N/A	N/A
Hispanic/Latino		11	23	N/A	109.1%
AGE					
Under 18 Years		413	365	N/A	-11.6%
18 to 64 Years		928	972	N/A	4.7%
65 Years and Over		114	204	N/A	79.0%
SEX					
Male		738	788	N/A	6.8%
Female		717	753	N/A	5.0%

*1980 does not include data for all Race, Age, and Sex categories.

**2 or More Races category was created for the 2000 Census.

Grand Isle (Town): Racial/Ethnic Demographics



The 2000 Census reports the racial composition of Grand Isle (Town) to be 1,480 persons or 96.0% White; 3 persons or 0.2% Black/African American; 35 persons or 2.3% American Indian/Alaskan Native; 3 persons or 0.2% Asian/Pacific Islander; and 6 persons or 0.4% of Some Other Race.

The population comprised of Hispanic/Latino ethnicity is reported to be 23 persons or 1.5% of the total population.

Racial and Ethnic Demographics

The data contained in the 2000 Census reports the racial composition of Grand Isle (Town) to be 1,480 persons or 96.0% White; 3 persons or 0.2% Black/African American; 35 persons or 2.3% American Indian/Alaskan Native; 3 persons or 0.2% Asian/Pacific Islander; and 6 persons or 0.4% of Some Other Race. The population comprised of Hispanic/Latino ethnicity is reported to be 23 persons or 1.5% of the total population. Additionally, the 2000 Census introduces a new category for multiracial identity. The population reporting Two or More Races includes 14 persons or 0.9% of the total population.

The White population (1,480 persons or 96.0% of the 2000 Census total population) shows an increase of 33 persons or 2.3% from the 1990 Census (White population of 1,447 persons or 99.5% of the total population in 1990) and a decrease of 476 persons or 24.3% from the 1980 Census (White population of 1,956 persons or 98.7% of the total population in 1980).

The Black/African American population (3 persons or 0.2% of the 2000 Census total population) shows an increase of 1 person or 50.0% from the 1990 Census (Black/African American population of 2 persons or 0.1% of the total population in 1990) and a decrease of 3 persons or 50.0% from

the 1980 Census (Black/African American population of 6 persons or 0.3% of the total population in 1980).

The American Indian/Alaskan Native population (35 persons or 2.3% of the 2000 Census total population) shows an increase of 29 persons or 483.3% from the 1990 Census (American Indian/Alaskan Native population of 6 persons or 0.4% of the total population in 1990).

The Asian/Pacific Islander population (3 persons or 0.2% of the 2000 Census total population) shows an increase of 3 persons or 300% from the 1990 Census (Asian/Pacific Islander population of 0 persons or 0.0% of the total population in 1990).

The population that is categorized as Some Other Race (6 persons or 0.4% of the 2000 Census total population) shows an increase of 6 persons or 600.0% from the 1990 Census (Some Other Race population of 0 persons or 0.0% of the total population in 1990).

The 2000 Census reports that the population of Hispanic/Latino ethnicity is 23 persons or 1.5% of the total population. This is an increase of 12 persons or 109.1% from the 1990 Census (Hispanic/Latino population of 11 persons or 0.8% of the total population in 1990).

Grand Isle (Town): Age & Sex Demographics

Age Demographics

The 2000 Census reports the Age breakdown for Grand Isle (Town) at 365 persons or 23.7% of the total population are under eighteen years of age, 972 persons or 63.1% of the total population are eighteen to sixty-four years of age, and 204 persons or 13.2% of the total population are sixty-five years and older.

The 1990 Census reported the Age breakdown for Grand Isle (Town) at 413 persons or 28.4% of the total population were under eighteen years of age, 928 persons or 63.8% of the total population were from eighteen to sixty-four years of age, and 114 persons or 7.8% of the total population were sixty-five years and older.

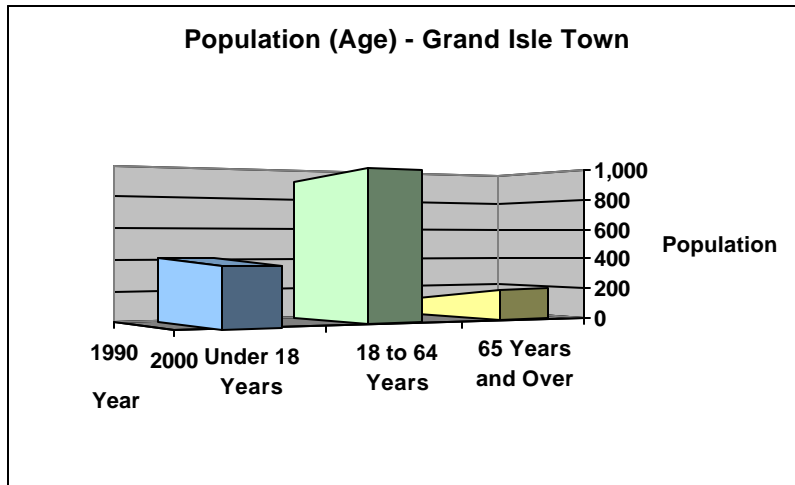
This shows a decrease from 1990 to 2000 for the population under eighteen years of age at 48 persons or 11.6%, an increase for the population eighteen to sixty-four years of age at 44 persons or 4.7%, and an increase in the population sixty-five years and older at 90 persons or 79.0%.

Sex Demographics

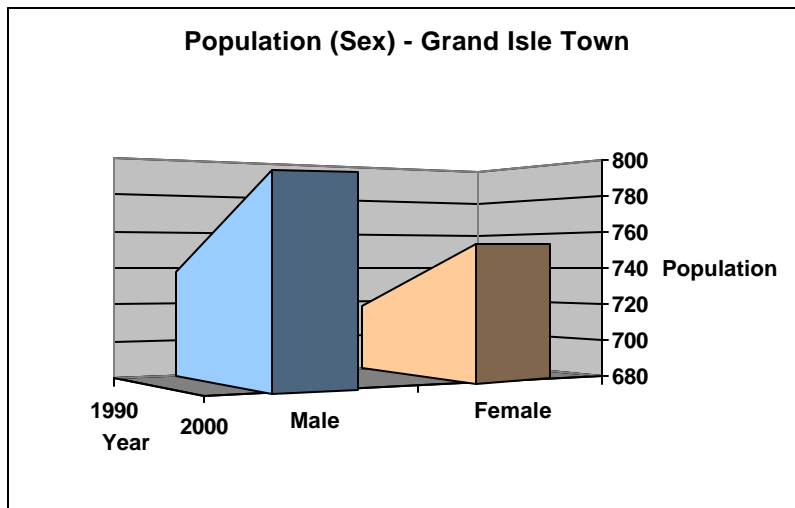
The 2000 Census reports the Sex breakdown for Grand Isle (Town) as 788 persons or 51.1% of the total population are Male and 753 persons or 48.9% of the total population are Female.

The 1990 Census reported the Sex breakdown for Grand Isle (Town) as 738 persons or 50.7% of the total population were Male and 717 persons or 49.3% of the total population were Female.

This shows an increase in the population from 1990 to 2000 for the Male population of 50 persons or 6.8% and an increase for the Female population of 36 persons or 5.0%.



The 2000 Census reports the Age breakdown for Grand Isle (Town) at 365 persons or 23.7% are under eighteen years of age, 972 persons or 63.1% are eighteen to sixty-four years of age, and 204 persons or 13.2% are sixty-five years and older. This shows a decrease from 1990 to 2000 for the population under eighteen years of age at 48 persons or 11.6%, an increase for the population eighteen to sixty-four years of age at 44 persons or 4.7%, and an increase in the population sixty-five years and older at 90 persons or 79.0%.

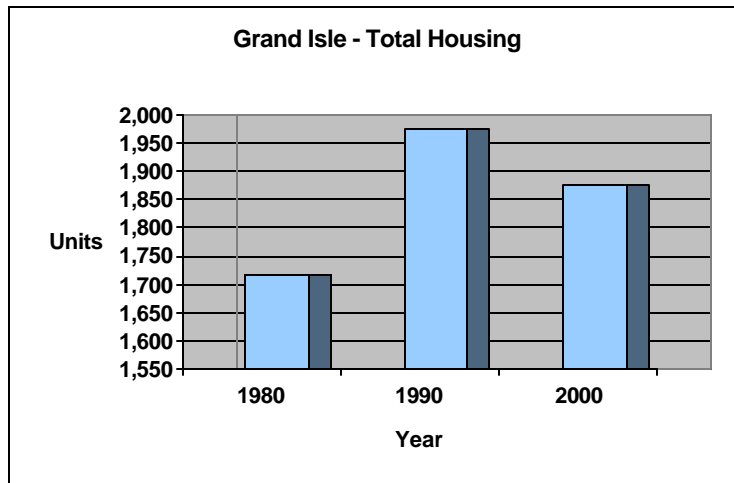


The 2000 Census reports the Sex breakdown for Grand Isle (Town) as 788 persons or 51.1% is Male and 753 persons or 48.9% is Female.

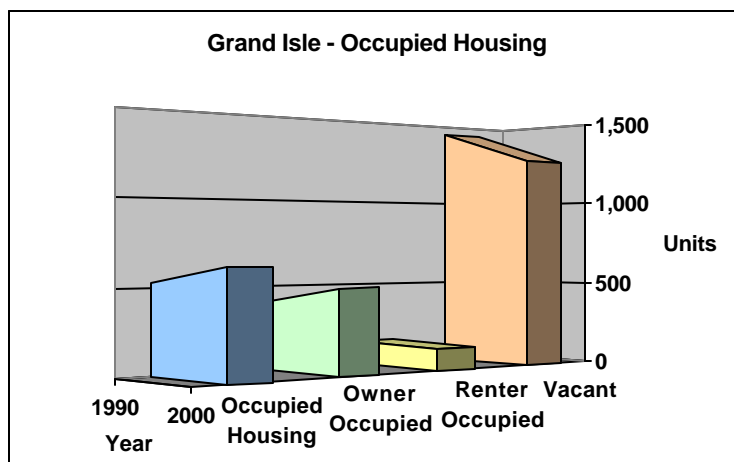
Grand Isle (Town): Housing Characteristics

Housing Characteristic	1980*	1990	2000	% Change 1990-2000
Total Housing	1,719	1,976	1,875	-5.1%
Occupied Housing		528	622	17.8%
Owner Occupied		391	498	27.4%
Renter Occupied		137	124	-9.5%
Vacant		1,448	1,253	-13.5%
Homeowner Vacancy		7.6%	4.6%	-39.5%
Rental Vacancy		44.5%	19.5%	-56.2%

*1980 excludes occupancy and vacancy data.



The 2000 Census indicates that Grand Isle (Town) has 1,875 total housing units. This is a 5.1% loss since the 1990 Census and a 9.1% gain over the 1980 Census.



The 2000 Census indicates an occupancy rate of 33.2% of total housing. This is a 17.8% gain since the 1990 Census.

Total Housing

The 2000 Census indicates that Grand Isle (Town) has 1,875 total housing units. This is a 101 housing unit decrease or a 5.1% loss since the 1990 Census (1,976 total housing units) and a 156 housing unit increase or a 9.1% gain over the 1980 Census (1,719 total housing units).

Housing Occupancy

The 2000 Census indicates that Grand Isle (Town) has 622 occupied housing units or 33.2% of total housing. This is a 94 occupied unit increase or a 17.8% gain since the 1990 Census (528 occupied housing units or 26.7% of total housing in 1990).

Owner occupied housing consists of 498 occupied units or 80.1% of total occupied housing. This is an increase of 107 units or 27.4% in owner occupied housing since the 1990 Census (391 owner occupied housing units or 74.1% of the total occupied housing in 1990).

Renter occupied housing consists of 124 occupied units or 19.9% of total occupied housing. This is a decrease of 13 units or 9.5% in renter occupied housing since the 1990 Census (137 renter occupied housing units or 26.0% of the total occupied housing in 1990).

Grand Isle (Town): Housing Characteristics

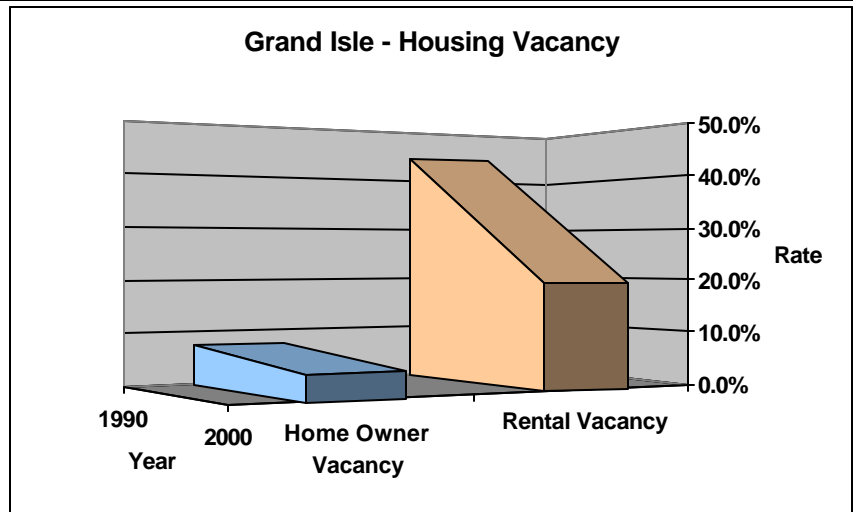
Vacant Housing

Vacant housing consists of 1,253 unoccupied units or 66.8% of total housing, which includes 1,157 units that are classified as seasonal/recreational/occasional use. This is a decrease of 195 units or 13.5% in vacant housing since the 1990 Census (1,448 vacant housing units or 73.3% of the total housing in 1990).

Vacancy Rate

The Homeowner Vacancy Rate is 4.6% as of the 2000 Census. This is a rate decrease of 3.0% or a 39.5 percent change since the 1990 Census (7.6% Homeowner Vacancy Rate in 1990).

The Rental Vacancy Rate is 19.5% as of the 2000 Census. This is a rate decrease of 25.0% or a 56.2 percent change since the 1990 Census (44.5% Rental Vacancy Rate in 1990).



The 2000 Census indicates that the Homeowner Vacancy Rate is 4.6% and the Rental Vacancy Rate is 19.5%.

POPULATION HIGHLIGHTS

Grand Isle (Town) has experienced a 22.3% decline in total population since the 1980 Census. However, the population has slightly rebounded since 1990 with a 5.9% increase. The primary factor for this trend is the change in the White population (-24.3% since 1980 but 2.3% since 1990).

The population has also seen an increase in the senior population defined as sixty-five years and older. The 2000 Census shows a 79.0% increase in the sixty-five years and older demographic since 1990.