

Elmwood (CDP): Census 2000 Demographics



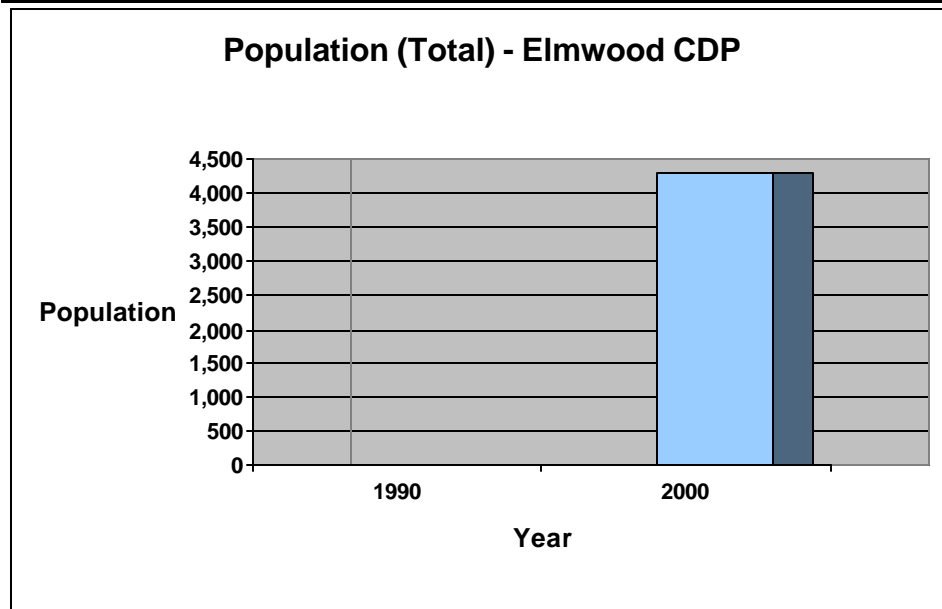
General Demographics		Housing & Household	
Population	4,270	Housing Units	2,928
Male	50.4%	Occupied	88.9%
Female	49.6%	Vacancy Rate	
White	80.4%	Homeowner	1.3%
Black	11.6%	Rental	7.3%
American Indian	0.4%		
Asian	4.6%		
Pacific Islander	<0.1%		
Other	1.5%		
2+ Races	1.6%		
Hispanic/Latino	5.3%		
18 Years and Older	89.9%		

Census 2000 Demographics: Jefferson Parish

Elmwood (CDP): Total Population

Total Population

The data contained in the 2000 Census reports the total population of Elmwood (CDP) to be 4,270 persons. This is the first time that census data has been reported for Elmwood (CDP). Thus, no comparative trend analysis can be presented.



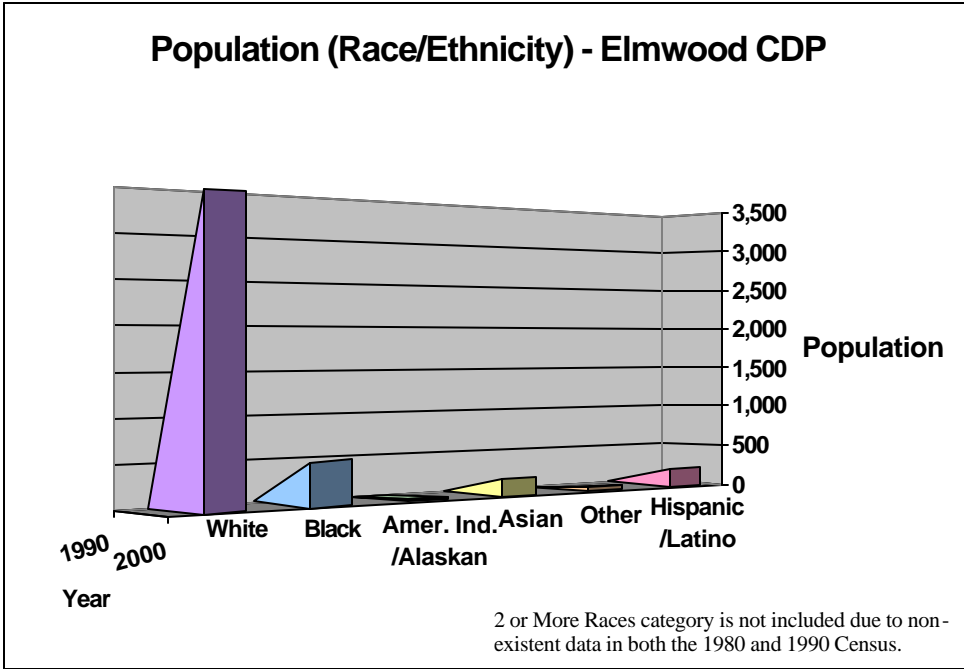
The 2000 Census reports the total population of Elmwood (CDP) to be 4,270 persons.

Elmwood (CDP)					
Demographic	Population			Percent Change	
Characteristic	1980*	1990*	2000	1980-2000	1990-2000
Total Population	No Data	No Data	4,270	N/A	N/A
RACE/ETHNICITY					
White	No Data	No Data	3,433	N/A	N/A
Black	No Data	No Data	496	N/A	N/A
Amer. Ind./Alaskan		No Data	15	N/A	N/A
Asian/Pacific Island		No Data	196	N/A	N/A
Other		No Data	62	N/A	N/A
2 or More Races**		No Data	68	N/A	N/A
Hispanic/Latino		No Data	224	N/A	N/A
AGE					
Under 18 Years		No Data	431	N/A	N/A
18 to 64 Years		No Data	3,566	N/A	N/A
65 Years and Over		No Data	273	N/A	N/A
SEX					
Male		No Data	2,154	N/A	N/A
Female		No Data	2,116	N/A	N/A

*1980 and 1990 data is unavailable due to the addition of Elmwood as a CDP in the 2000 Census.

**2 or More Races category was created for the 2000 Census.

Elmwood (CDP): Racial/Ethnic Demographics



The 2000 Census reports the racial composition of Elmwood (CDP) to be 3,433 persons or 80.4% White; 496 persons or 11.6% Black/African American; 15 persons or 0.4% American Indian/Alaskan Native; 196 persons or 4.6% Asian/Pacific Islander; and 62 persons or 1.6% of Some Other Race.

The population comprised of Hispanic/Latino ethnicity is reported to be 224 persons or 5.3% of the total population.

Racial and Ethnic Demographics

The data contained in the 2000 Census reports the racial composition of Elmwood (CDP) to be 3,433 persons or 80.4% White; 496 persons or 11.6% Black/African American; 15 persons or 0.4% American Indian/Alaskan Native; 196 persons or 4.6% Asian/Pacific Islander; and 62 persons or 1.6% of Some Other Race. The population comprised of Hispanic/Latino ethnicity is reported to be 224 persons or 5.3% of the total population. Additionally, the 2000 Census introduces a new category for multiracial identity. The population reporting Two or More Races includes 68 persons or 1.6% of the total population.

This is the first time that census data has been reported for Elmwood (CDP). Thus, no comparative trend analysis can be presented.

Elmwood (CDP): Age & Sex Demographics

Age Demographics

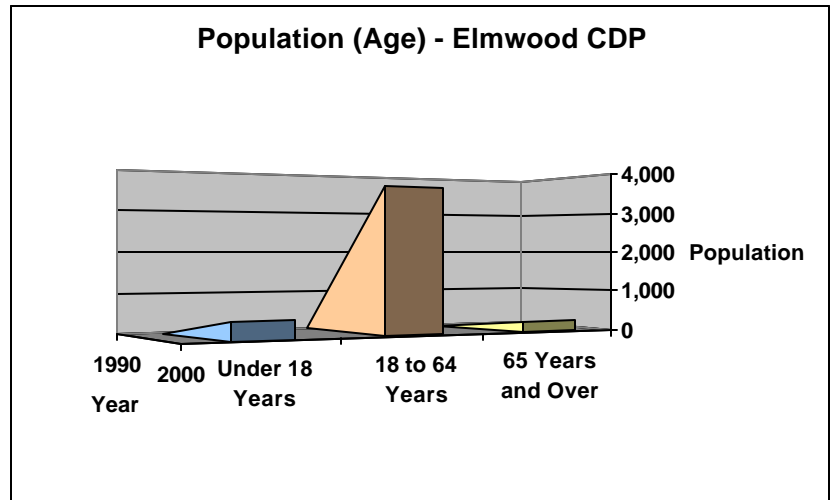
The 2000 Census reports the Age breakdown for Elmwood (CDP) at 431 persons or 10.1% of the total population are under eighteen years of age, 3,566 persons or 83.5% of the total population are eighteen to sixty-four years of age, and 273 persons or 6.4% of the total population are sixty-five years and older.

This is the first time that census data has been reported for Elmwood (CDP). Thus, no comparative trend analysis can be presented.

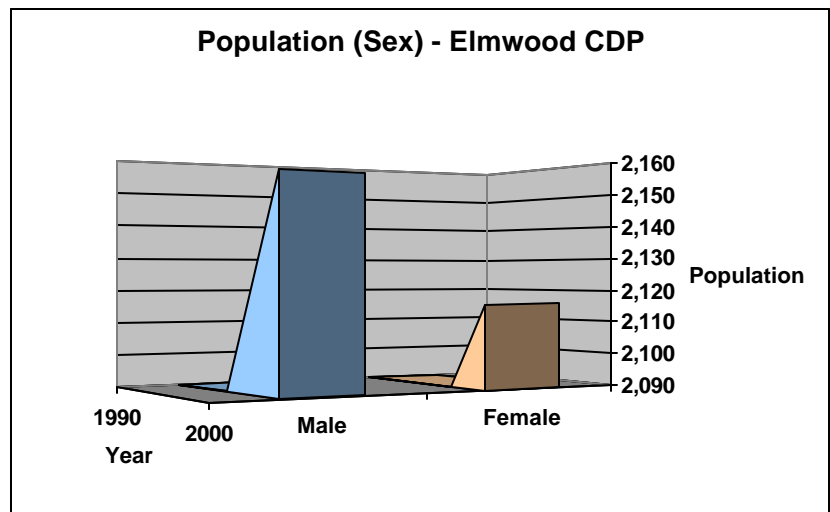
Sex Demographics

The 2000 Census reports the Sex breakdown for Elmwood (CDP) as 2,154 persons or 50.4% of the total population are Male and 2,116 persons or 49.6% of the total population are Female.

This is the first time that census data has been reported for Elmwood (CDP). Thus, no comparative trend analysis can be presented.



The 2000 Census reports the Age breakdown for Elmwood (CDP) at 431 persons or 10.1% of the total population are under eighteen years of age, 3,566 persons or 83.5% of the total population are eighteen to sixty-four years of age, and 273 persons or 6.4% of the total population are sixty-five years and older.

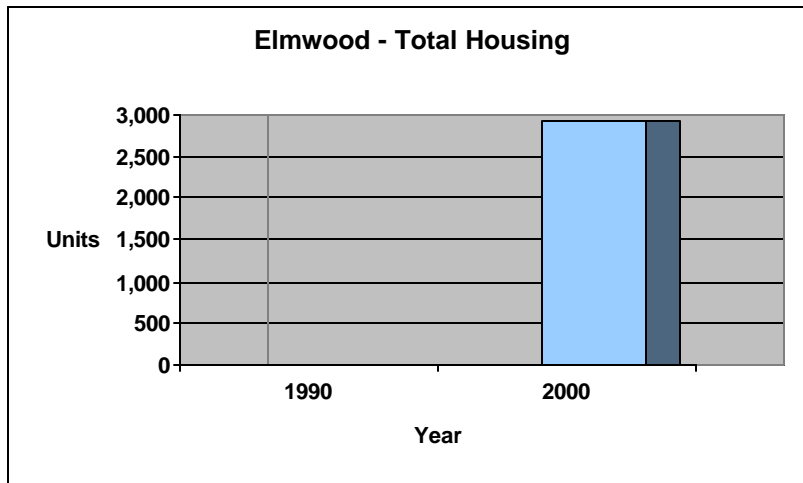


The 2000 Census reports the Sex breakdown for Elmwood (CDP) as 2,154 persons or 50.4% of the total population are Male and 2,116 persons or 49.6% of the total population are Female.

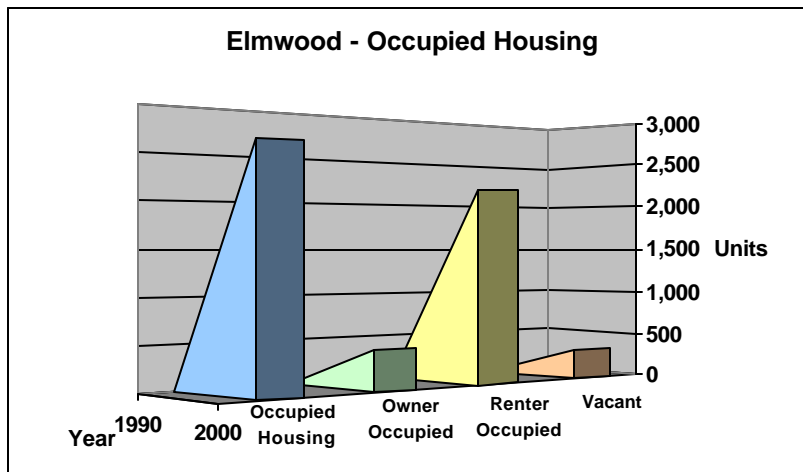
Elmwood (CDP): Housing Characteristics

Housing Characteristic	1980*	1990*	2000	% Change 1990-2000
Total Housing	No Data	No Data	2,928	N/A
Occupied Housing		No Data	2,602	N/A
Owner Occupied		No Data	450	N/A
Renter Occupied		No Data	2,152	N/A
Vacant		No Data	326	N/A
Home Owner Vacancy		No Data	1.3%	N/A
Rental Vacancy		No Data	7.3%	N/A

*1980 and 1990 data is unavailable due to the addition of Elmwood as a CDP in the 2000 Census.



The 2000 Census indicates that Elmwood (CDP) has 2,928 total housing units.



The 2000 Census indicates that Elmwood (CDP) has 2,602 occupied housing units or 88.9% of total housing.

Total Housing

The 2000 Census indicates that Elmwood (CDP) has 2,928 total housing units. This is the first time that census data has been reported for Elmwood (CDP). Thus, no comparative trend analysis can be presented.

Housing Occupancy

The 2000 Census indicates that Elmwood (CDP) has 2,602 occupied housing units or 88.9% of total housing.

Owner occupied housing consists of 450 occupied units or 17.3% of total occupied housing.

Renter occupied housing consists of 2,152 occupied units or 82.7% of total occupied housing.

Elmwood (CDP): Housing Characteristics

Vacant Housing

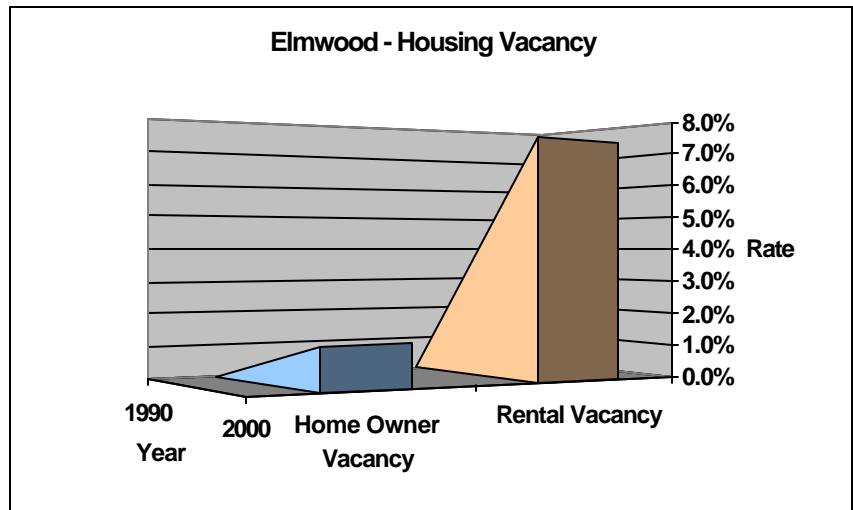
Vacant housing consists of 326 unoccupied units or 11.1% of total housing, which includes 79 units that are classified as seasonal/recreational/occasional use.

Vacancy Rate

The Homeowner Vacancy Rate is 1.3% as of the 2000 Census.

The Rental Vacancy Rate is 7.3% as of the 2000 Census.

This is the first time that census data has been reported for Elmwood (CDP). Thus, no comparative trend analysis can be presented



The 2000 Census indicates that the Homeowner Vacancy Rate is 1.3% and the Rental Vacancy Rate is 7.3%.

POPULATION HIGHLIGHTS

Elmwood (CDP) was created for the 2000 Census. Therefore, no trend data is available.