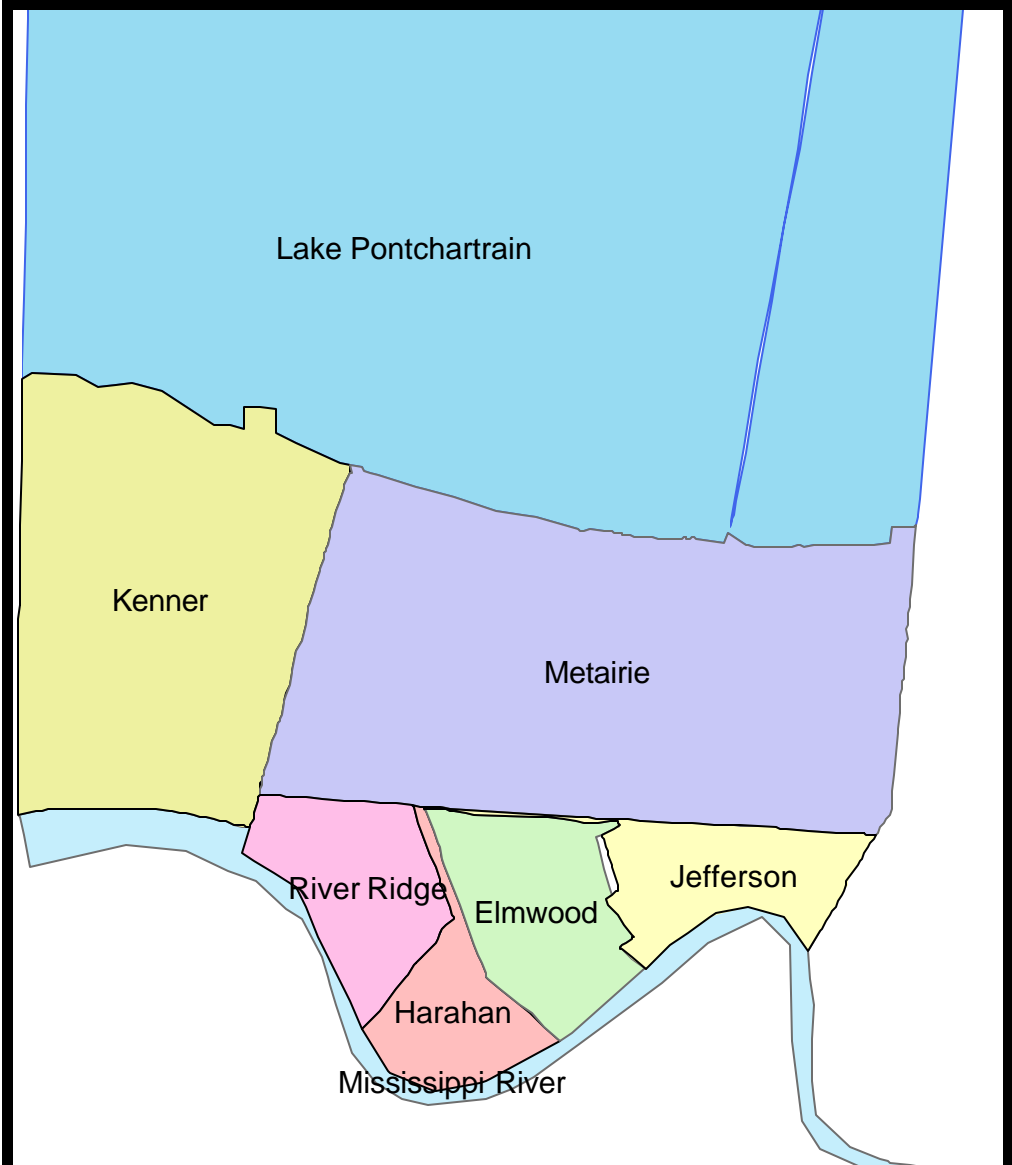


Eastbank: Census 2000 Demographics

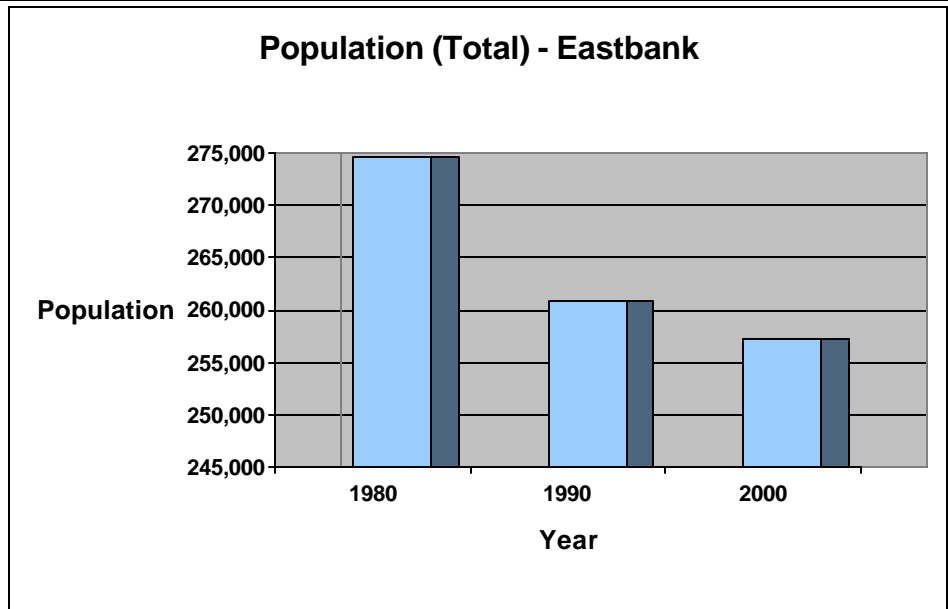


General Demographics		Housing & Household	
Population	257,239	Housing Units	113,801
Male	47.9%	Occupied	94.4%
Female	52.1%	Vacancy Rate	
White	81.1%	Homeowner	N/A
Black	12.0%	Rental	N/A
American Indian	0.3%		
Asian	2.6%		
Pacific Islander	<0.1%		
Other	2.3%		
2+ Races	1.7%		
Hispanic/Latino	8.4%		
18 Years and Older	77.7%		

Eastbank: Total Population

Total Population

The 2000 Census data reported the total population of the Jefferson Parish Eastbank (Elmwood, Harahan, Jefferson, Kenner, Metairie, and River Ridge) to be 257,239 persons. This is a decrease of 3,470 persons or 1.3% from the 1990 Census, which reported a total population of 260,709 persons, and a decrease of 17,383 persons or 6.3% from the 1980 Census, which reported a total population of 274,622 persons.



The 2000 Census data reported the total population of the Jefferson Parish Eastbank to be 257,239 persons. This is a decrease of 3,470 persons or 1.3% from the 1990 Census and a decrease of 17,383 persons or 6.3% from the 1980 Census.

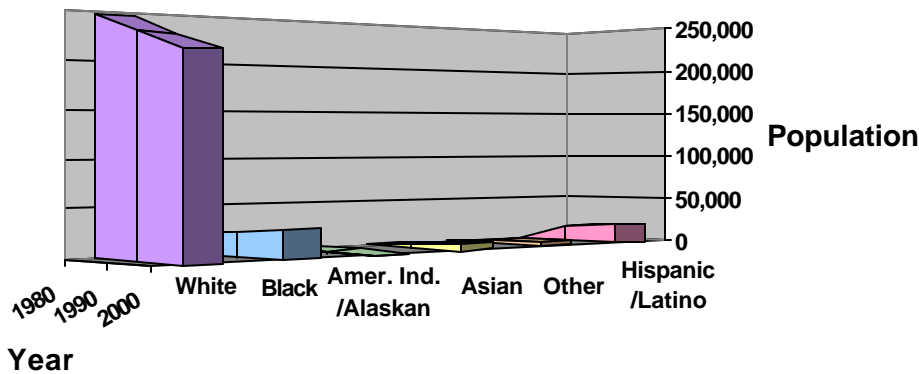
Eastbank					
Demographic	Population			Percent Change	
Characteristic	1980*	1990	2000	1980-2000	1990-2000
Total Population	274,622	260,709	257,239	-6.3%	-1.3%
RACE/ETHNICITY					
White	248,124	227,464	208,675	-15.9%	-8.3%
Black	21,062	24,284	30,823	46.3%	26.9%
Amer. Ind./Alaskan		555	797	N/A	43.6%
Asian/Pacific Island		4,141	6,654	N/A	60.7%
Other		4,265	5,826	N/A	36.6%
2 or More Races**		No Data	4,464	N/A	N/A
Hispanic/Latino		17,831	21,691	N/A	21.6%
AGE					
Under 18 Years		61,710	57,294	N/A	-7.2%
18 to 64 Years		166,983	162,928	N/A	-2.4%
65 Years and Over		32,016	37,017	N/A	15.6%
SEX					
Male		124,275	123,135	N/A	-0.9%
Female		136,434	134,104	N/A	-1.7%

*1980 does not include data for all Race, Age, and Sex categories.

** 2 or More Races category was created for the 2000 Census.

Eastbank: Racial/Ethnic Demographics

Population (Race/Ethnicity) - Eastbank



The 2000 Census reported the racial composition of the Jefferson Parish Eastbank at 208,675 persons or 81.1% White; 30,823 persons or 12.0% Black/African American; 797 persons or 0.3% American Indian/Alaskan Native; 6,654 persons or 2.6% Asian/Pacific Islander; and 5,826 persons or 2.3% of Some Other Race.

The 2000 Census reports that the population of Hispanic/Latino ethnicity is 21,691 persons or 8.4% of the total population.

2 or More Races category is not included due to non-existent data in both the 1980 and 1990 Census.

Racial and Ethnic Demographics

The 2000 Census reported the racial composition of the Jefferson Parish Eastbank at 208,675 persons or 81.1% White; 30,823 persons or 12.0% Black/African American; 797 persons or 0.3% American Indian/Alaskan Native; 6,654 persons or 2.6% Asian/Pacific Islander; and 5,826 persons or 2.3% of Some Other Race. Additionally, the 2000 Census reports the population that is comprised of Two or More Races as 4,464 persons or 1.7% of the total population.

The White population (208,675 persons or 81.1% of the 2000 Census total population) shows a decrease of 18,789 persons or 8.3% from the 1990 Census, which reported a White population of 227,464 persons or 87.2% of the total population in 1990, and a decrease of 39,449 persons or 15.9% from the 1980 Census, which reported a White population of 248,124 persons or 90.4% of the total population in 1980.

The Black/African American population (30,823 persons or 12.0% of the 2000 Census total population) shows an increase of 6,539 persons or 26.9% from the 1990 Census, which reported a Black/African American population of 24,284 persons or 9.3% of the total population in 1990, and an increase of 9,761 persons or 46.3% from the 1980 Census, which reported a Black/African American population of 21,062 persons or 7.7% of the total

population in 1980.

The American Indian/Alaskan Native population (797 persons or 0.3% of the 2000 Census total population) shows an increase of 242 persons or 43.6% from the 1990 Census, which reported an American Indian/Alaskan Native population of 555 persons or 0.2% of the total population in 1990.

The Asian/Pacific Islander population (6,654 persons or 2.6% of the 2000 Census total population) shows an increase of 2,513 persons or 60.7% from the 1990 Census, which reported an Asian/Pacific Islander population of 4,141 persons or 1.6% of the total population in 1990.

The population that falls into Some Other Race (5,826 persons or 2.3% of the 2000 Census total population) shows an increase of 1,561 persons or 36.6% from the 1990 Census, which reported a population for Some Other Race of 4,265 persons or 1.6% of the total population in 1990.

The 2000 Census reports that the population of Hispanic/Latino ethnicity is 21,691 persons or 8.4% of the total population. This is an increase of 3,860 persons or 21.6% from the 1990 Census, which reported the population of Hispanic/Latino ethnicity of 17,831 persons or 6.8% of the total population in 1990.

Eastbank: Age & Sex Demographics

Age Demographics

The 2000 Census reported the Age breakdown for the Eastbank of Jefferson Parish at 57,294 persons or 22.3% of the total population are under eighteen years of age, 162,928 persons or 63.3% of the total population are from eighteen to sixty-four years of age, and 37,017 persons or 14.4% of the total population are sixty-five years and older.

The 1990 Census reported the Age breakdown for Jefferson Parish at 61,710 persons or 23.7% of the total population were under eighteen years of age, 166,983 persons or 64.0% of the total population were from eighteen to sixty-four years of age, and 32,016 persons or 12.3% of the total population were sixty-five years and older.

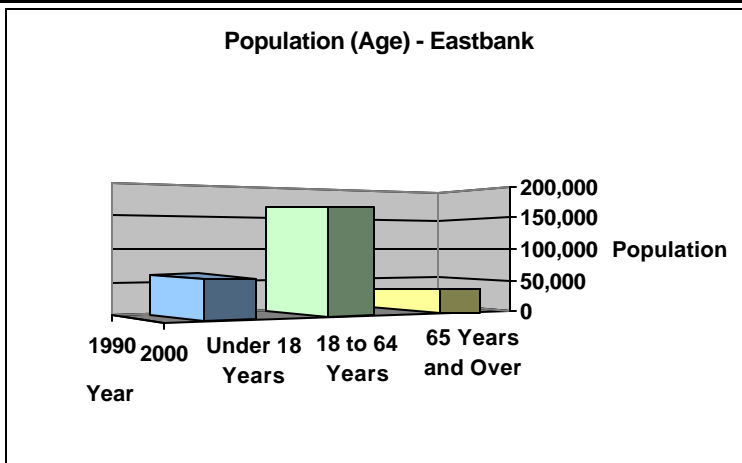
This shows a population decrease from 1990 to 2000 for the population under eighteen years of age at 4,416 persons or 7.2%, a decrease for the population eighteen to sixty-four years of age at 4,055 persons or 2.4%, and an increase in the population sixty-five years and older at 5,001 persons or 15.6%.

Sex Demographics

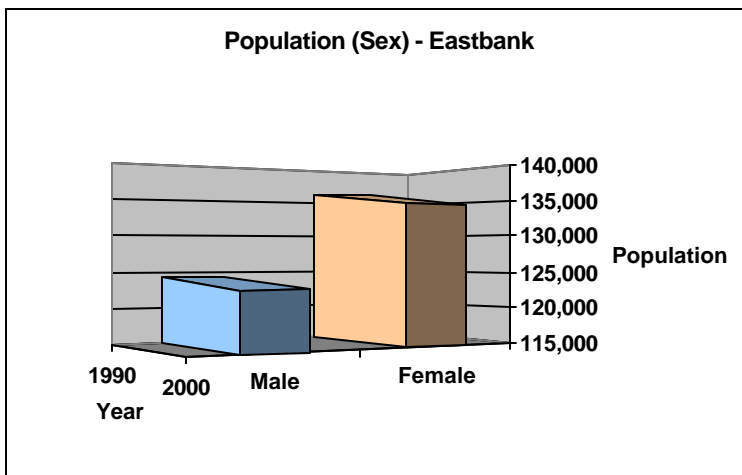
The 2000 Census reported the Sex breakdown for the Eastbank of Jefferson Parish at 123,135 persons or 47.9% of the total population are Male and 134,104 persons or 52.1% of the total population are Female.

The 1990 Census reported the Sex breakdown for the Eastbank at 124,275 persons or 47.7% of the total population were Male and 136,434 persons or 52.3% of the total population were Female.

This shows a decrease in the Male population from 1990 to 2000 of 1,140 persons or 0.9% and a decrease for the Female population of 2,330 persons or 1.7%.



The Age Breakdown for the Eastbank indicates decreases in the population under 18 years of age and the population from 18 to 64 years of age since 1990. However, the population aged 65 and older exhibits an increase over the same period.



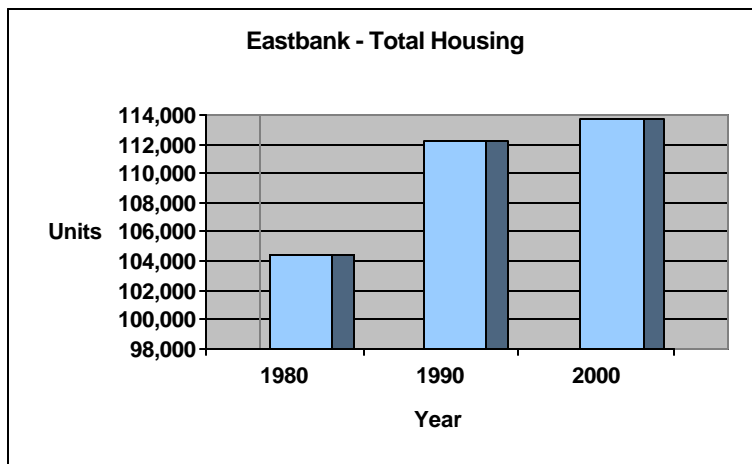
The Sex Breakdown for the Eastbank indicates slight decreases in both the male and female population groups since 1990.

Eastbank: Housing Characteristics

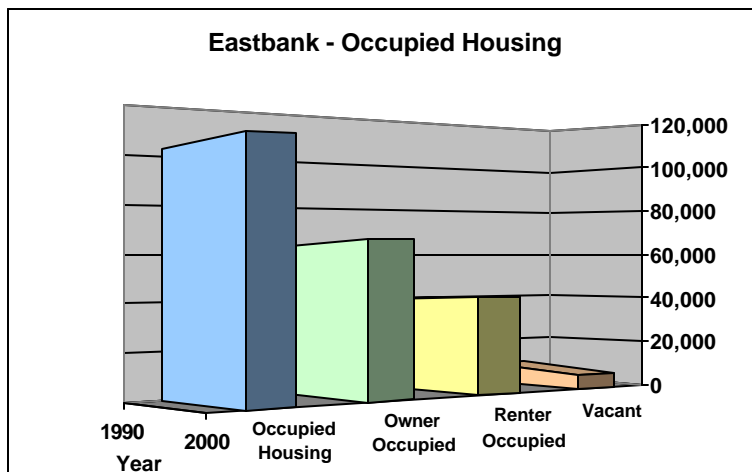
Housing Characteristic	1980*	1990	2000	% Change 1990-2000
Total Housing	104,421	112,195	113,801	1.4%
Occupied Housing		103,310	107,419	4.0%
Owner Occupied		63,110	65,942	4.5%
Renter Occupied		40,200	41,477	3.2%
Vacant		8,885	6,382	-28.2%
Home Owner Vacancy**		N/A	N/A	N/A
Rental Vacancy**		N/A	N/A	N/A

*1980 excludes occupancy and vacancy data.

** Vacancy Rates were not evaluated for the Eastbank and Westbank portions of Jefferson Parish.



Total Housing for the Eastbank has increased 1.4% since 1990 and 9.0% since 1980.



Eastbank Occupied, Owner Occupied, and Renter Occupied Housing have all increased since 1990. Vacant Housing has decreased since 1990.

Total Housing

The 2000 Census indicates that the Eastbank of Jefferson Parish has 113,801 total housing units. This is 1,606 housing units higher or a 1.4% gain since the 1990 Census, which had a total of 112,195 housing units. Total housing units available in the 2000 Census are 9,380 units higher or a 9.0% gain over the 1980 Census, which had a total of 104,421 housing units.

Housing Occupancy

The 2000 Census indicates that the Eastbank Region of Jefferson Parish has 107,419 occupied housing units or 94.4% of the total housing units. This is a 4,109 occupied unit increase or a 4.0% gain since the 1990 Census (103,310 occupied housing units or 92.1% of total housing in 1990).

Owner occupied housing consists of 65,942 occupied units or 61.4% of total occupied housing. This is an increase of 2,832 units or 4.5% in owner occupied housing since the 1990 Census (63,110 owner occupied housing units or 61.1% of the total occupied housing in 1990).

Renter occupied housing consists of 41,477 occupied units or 38.6% of total occupied housing. This is an increase of 1,277 units or 3.2% in renter occupied housing since the 1990 Census (40,200 renter occupied housing units or 38.9% of the total occupied housing in 1990).

Eastbank: Housing Characteristics

Vacant Housing

Vacant housing consists of 6,382 unoccupied units or 5.6% of total housing, which includes 547 units that are classified as seasonal/recreational/occasional use. This is a decrease of 2,503 units or 28.2% in vacant housing since the 1990 Census (8,885 vacant housing units or 7.9% of the total housing in 1990).

Vacancy Rate

The Homeowner Vacancy Rate and the Rental Vacancy Rate is not calculated due to the unavailability of Census data specific to the Eastbank.

POPULATION HIGHLIGHTS

The Eastbank of Jefferson Parish has experienced a decrease in total population since the 1980 Census (-1.3% since 1990 and -6.3% since 1980). The primary factors for this trend is a reduction in the White population (-8.3% since 1990 and -15.9% since 1980). This reduction in the White population is moderated by an increasing Black/African American population (26.9% since 1990 and 46.3% since 1980). Additionally, the American Indian/Alaskan Native (43.6%), Asian/Pacific Islander (60.7%), Some Other Race (36.6%), and Hispanic/Latino (21.6%) populations have increased significantly since 1990.

The population has also seen a significant increase in the senior population defined as sixty-five years and older. The 2000 Census shows a 15.6% increase in the sixty-five years and older demographic since 1990.